


Tonable Outdoor Drop Cable, 2 fiber, interconnect



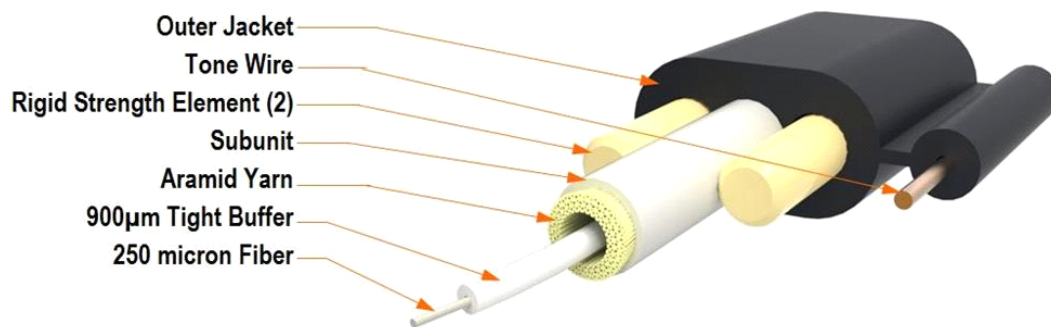
Product Classification

Portfolio	CommScope®
Product Type	Hybrid cable, fiber and tone-wire
Regional Availability	Asia Australia/New Zealand EMEA Latin America North America

Standards And Qualifications

Cable Qualification Standards	ANSI/ICEA S-110-717
--------------------------------------	---------------------

Representative Image



General Specifications

Cable Type	Drop
Construction Type	Non-armored
Subunit Type	Gel-free
Tone Wire Gauge	24 AWG
Tone Wire Type	Copper
Tone Wire, quantity	1

Construction Materials

Fiber Type Solution	G.657.A2/B2
Total Fiber Count	2
Fiber Type	G.657.A2/B2

Fiber Type, quantity	2
Fibers per Subunit, quantity	2
Jacket Color	Black
Jacket UV Resistance	UV stabilized

Dimensions

Buffer Tube/Subunit Diameter	2.90 mm 0.11 in
Cable Weight	25.6 lb/kft 38.1 kg/km
Diameter Over Jacket	10.00 mm 0.39 in
Height Over Jacket	4.60 mm 0.18 in
Subunit, quantity	1

Physical Specifications

Minimum Bend Radius, loaded	9.2 cm 3.6 in
Minimum Bend Radius, unloaded	6.4 cm 2.5 in
Tensile Load, long term, maximum	400 N 90 lbf
Tensile Load, short term, maximum	1334 N 300 lbf
Vertical Rise, maximum	3516.0 ft 1072.0 m

Environmental Specifications

Environmental Space	Aerial, lashed Buried
Installation Temperature	-30 °C to +60 °C (-22 °F to +140 °F)
Operating Temperature	-40 °C to +70 °C (-40 °F to +158 °F)
Storage Temperature	-40 °C to +75 °C (-40 °F to +167 °F)

Mechanical Test Specifications

Compression	22 N/mm 126 lb/in
Compression Test Method	FOTP-41 IEC 60794-1 E3
Flex	25 cycles
Flex Test Method	FOTP-104 IEC 60794-1 E6
Impact	2.17 ft lb 2.94 N-m
Impact Test Method	FOTP-25 IEC 60794-1 E4
Strain	See long and short term tensile loads
Strain Test Method	FOTP-33 IEC 60794-1 E1
Twist	10 cycles
Twist Test Method	FOTP-85 IEC 60794-1 E7
Water Penetration	24 h
Water Penetration Test Method	FOTP-82 IEC 60794-1 F5

Environmental Test Specifications

Cable Freeze	-2 °C 28 °F
Cable Freeze Test Method	FOTP-98 IEC 60794-1 F15
Drip	70 °C 158 °F
Drip Test Method	FOTP-81 IEC 60794-1 E14
Heat Age	-40 °C to +85 °C (-40 °F to +185 °F)
Heat Age Test Method	IEC 60794-1 F9
Low High Bend	-30 °C to +60 °C (-22 °F to +140 °F)
Low High Bend Test Method	FOTP-37 IEC 60794-1 E11
Temperature Cycle	-40 °C to +70 °C (-40 °F to +158 °F)
Temperature Cycle Test Method	FOTP-3 IEC 60794-1 F1

Regulatory Compliance/Certifications

Agency	Classification
RoHS 2011/65/EU	Compliant
ISO 9001:2015	Designed, manufactured and/or distributed under this quality management system




Included Products

- R-001-SP-8G-F29IVWB (Product Component—not orderable) — All-Dielectric Indoor/Outdoor Riser Simplex Cable
- CS-8G-TB (Product Component—not orderable) — Enhanced Low Macrobending, Zero Water Peak, Dispersion-Unshifted Singlemode Fiber (ITU-T G.657.A2, B2)

* Footnotes

Operating Temperature Specification applicable to non-terminated bulk fiber cable

All-Dielectric Indoor/Outdoor Riser Simplex Cable



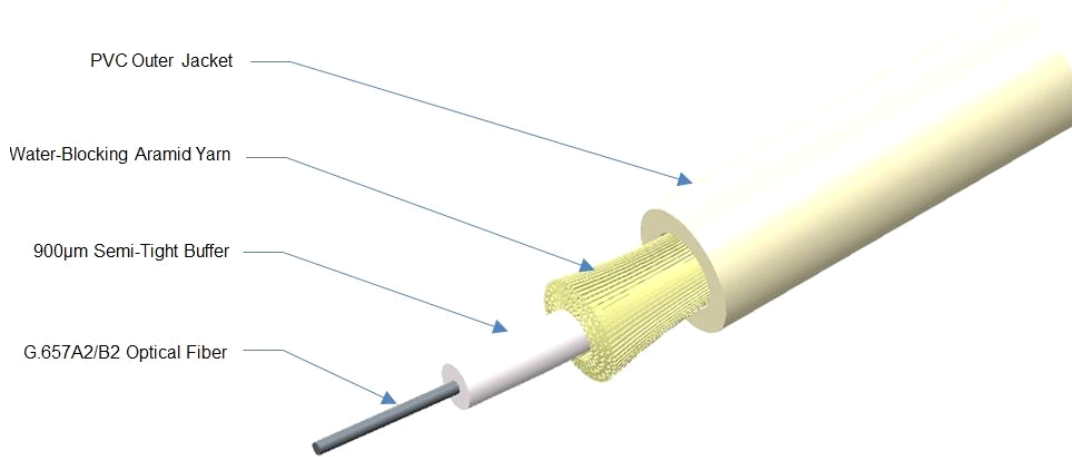
Product Classification

Portfolio	CommScope®
Product Type	Fiber indoor/outdoor cable
Regional Availability	Asia Australia/New Zealand EMEA Latin America North America

Standards And Qualifications

Cable Qualification Standards	ANSI/ICEA S-104-696 Telcordia GR-409
--------------------------------------	--

Representative Image



General Specifications

Construction Type	Non-armored
Cable Type	Cordage
Subunit Type	Gel-free

Construction Materials

Fiber Type Solution	G.657.A2/B2
Total Fiber Count	1
Fiber Type	G.657.A2/B2
Fiber Type, quantity	1

Jacket Color	Ivory
Jacket UV Resistance	UV stabilized

Dimensions

Cable Weight	5.3 lb/kft 7.9 kg/km
Diameter Over Jacket	2.90 mm 0.11 in

Physical Specifications

Minimum Bend Radius, loaded	5.0 cm 2.0 in
Minimum Bend Radius, unloaded	3.0 cm 1.2 in
Tensile Load, long term, maximum	7 lbf 30 N
Tensile Load, short term, maximum	22 lbf 100 N
Vertical Rise, maximum	1128.0 ft 334.0 m

Flame Test Specifications

Flame Test Listing	NEC OFNR (ETL) and c(ETL)
Flame Test Method	CSA FT4 UL 1666

Environmental Specifications

Environmental Space	Riser
Installation Temperature	-20 °C to +60 °C (-4 °F to +140 °F)
Operating Temperature	-40 °C to +70 °C (-40 °F to +158 °F)
Storage Temperature	-40 °C to +75 °C (-40 °F to +167 °F)

Mechanical Test Specifications

Compression	22 N/mm 25 lb/in
Compression Test Method	FOTP-41 IEC 60794-1 E3
Flex	300 cycles
Flex Test Method	FOTP-104 IEC 60794-1 E6
Impact	0.54 ft lb 0.74 N-m
Impact Test Method	FOTP-25 IEC 60794-1 E4
Strain	See long and short term tensile loads
Strain Test Method	FOTP-33 IEC 60794-1 E1
Twist	10 cycles
Twist Test Method	FOTP-85 IEC 60794-1 E7
Water Penetration	24 h
Water Penetration Test Method	FOTP-82 IEC 60794-1 F5

Environmental Test Specifications

Cable Freeze	-2 °C 28 °F
Cable Freeze Test Method	FOTP-98 IEC 60794-1 F15
Heat Age	-40 °C to +85 °C (-40 °F to +185 °F)
Heat Age Test Method	IEC 60794-1 F9
Low High Bend	-30 °C to +60 °C (-22 °F to +140 °F)
Low High Bend Test Method	FOTP-37 IEC 60794-1 E11
Temperature Cycle	-40 °C to +70 °C (-40 °F to +158 °F)
Temperature Cycle Test Method	FOTP-3 IEC 60794-1 F1

Regulatory Compliance/Certifications

Agency	Classification
RoHS 2011/65/EU	Compliant
ISO 9001:2015	Designed, manufactured and/or distributed under this quality management system



Included Products

CS-8G-TB (Product Component—not orderable) — Enhanced Low Macrobending, Zero Water Peak, Dispersion-Unshifted Singlemode Fiber (ITU-T G.657.A2, B2)

* Footnotes

Operating Temperature Specification applicable to non-terminated bulk fiber cable