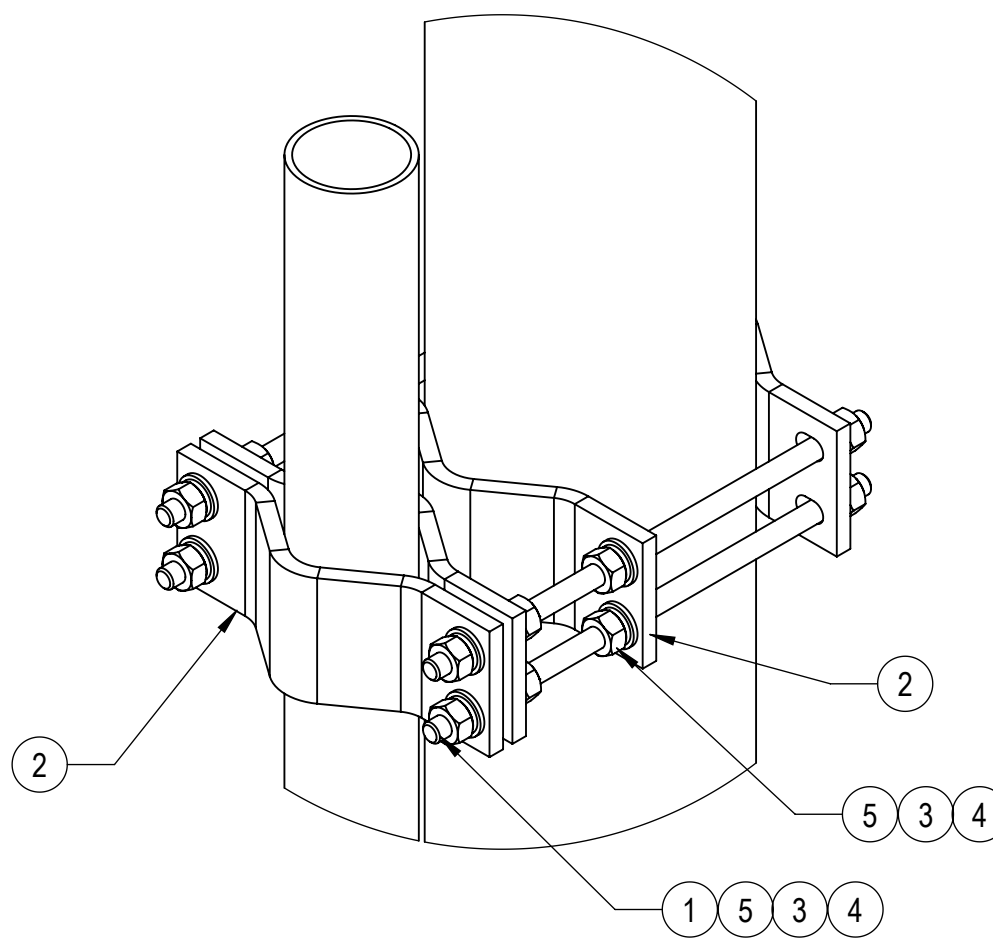
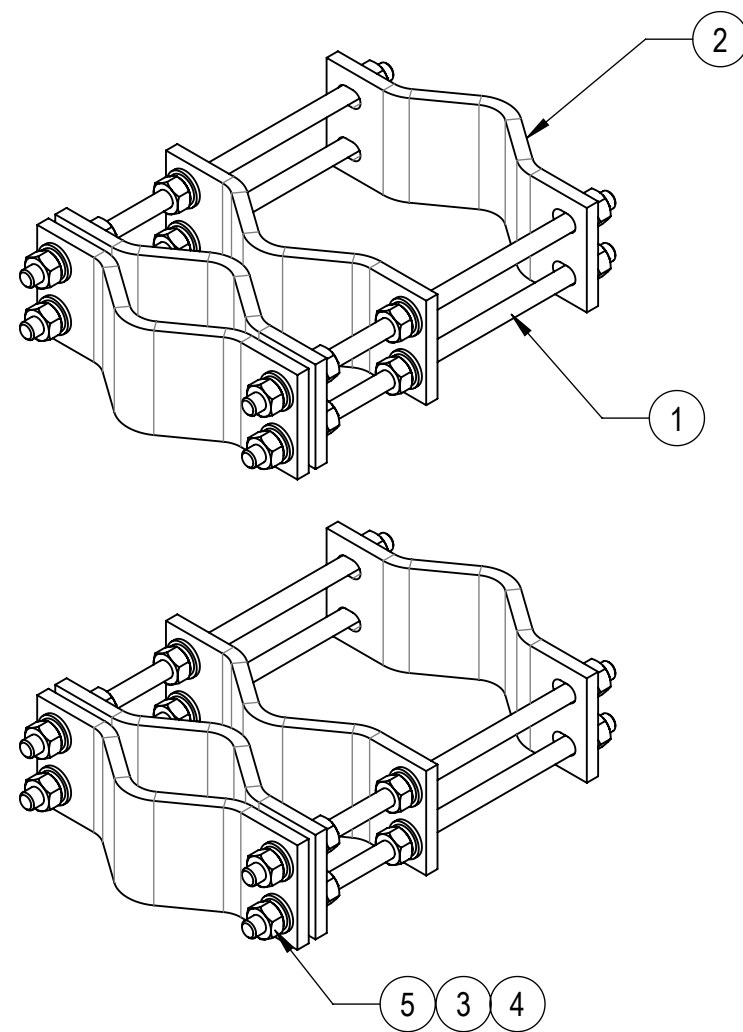
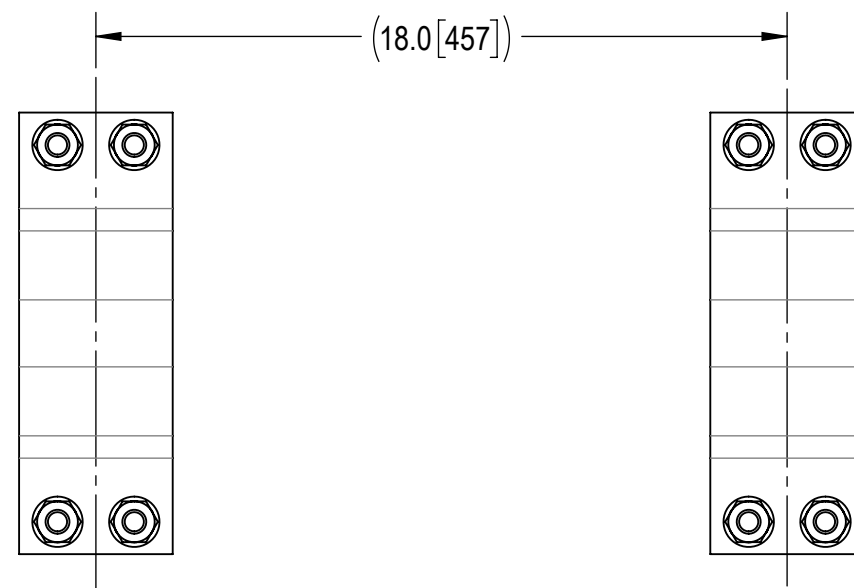
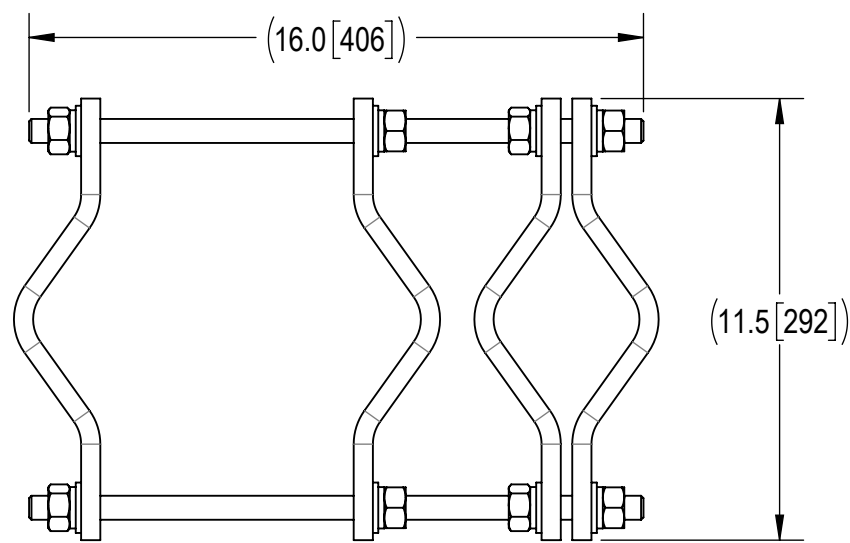
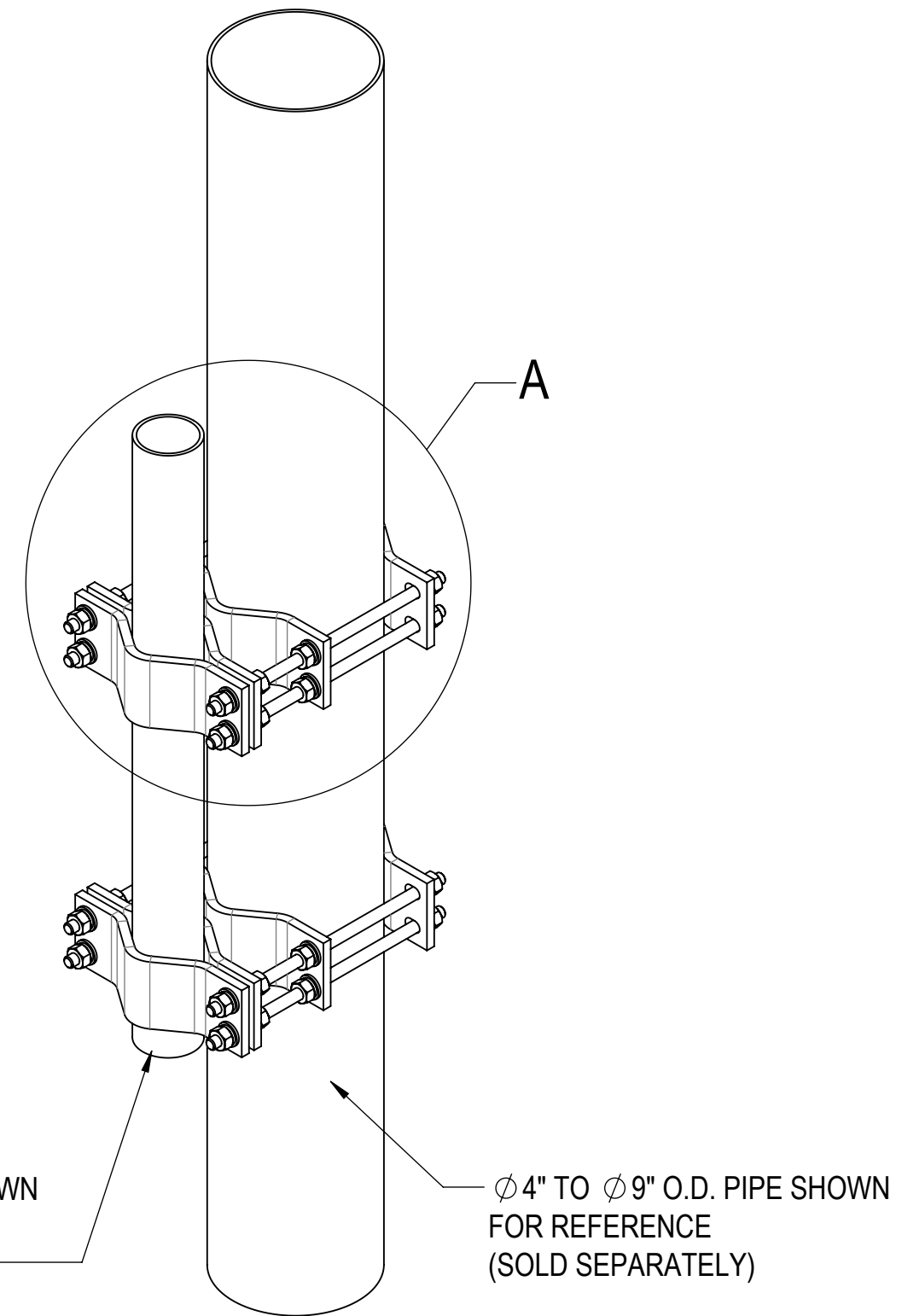


- 1.0 GENERAL NOTES
 1.1 ALL METRIC DIMENSIONS ARE IN BRACKETS [X. X]
 1.2 FOR PATENT INFO: <https://www.cs-pat.com>
- 2.0 DESIGN NOTES
 2.1 ANY HAZARDS OR OBSTRUCTIONS TO THE CLIMBING FACILITY AND SAFETY CLIMB MUST BE IDENTIFIED PRIOR TO INSTALLING THE APPURTENANCE. ADDITIONAL PRODUCTS MAY BE REQUIRED TO MAINTAIN THE INTEGRITY OF THE SAFETY CLIMB. DURING INSTALLATION, TEMPORARY AND/OR PERMANENT PRECAUTIONARY MEASURES SHOULD BE TAKEN TO PRESERVE THE CLIMBING FACILITY AND/OR SAFETY CLIMB.
- 3.0 MANUFACTURING/SPECIAL REQUIREMENTS
 3.1 TIGHTEN ALL BOLTS SECURING FLAT PLATES BY THE TURN-OF-NUT METHOD. TIGHTEN ALL U-BOLTS USING TURN-OF-NUT METHOD WITH ATTENTION TO LEAVE EQUAL DISTANCE AND EQUAL FORCE ON EACH LEG OF THE U-BOLT.
- 4.0 TEST
- 5.0 PACKAGING
 5.1 PACKAGING SHALL MEET COMMSCOPE REQUIREMENTS PER DOCUMENT IS-PL-3005
 5.2 PRINTED DOCUMENT TO BE PLACED INSIDE POLYBAG AND THEN IN SHIPPING CONTAINER
 5.3 EXTRA HARDWARE MAY BE SUPPLIED, BAGGED AND SHIPPED

| REVISIONS | | | |
|-----------|------------------------|-------------------|-----------------------|
| REV. | DESCRIPTION | DATE | APPROVED |
| A | INITIAL RELEASE | DRR 15JUN12 | TP |
| B | UPDATED DRAWING FORMAT | LL1090 18JUL24 | BA1025 40200499CMO |



DETAIL A
SCALE 1 : 5



COMPONENT PART NUMBERS PROVIDED FOR ASSEMBLY PURPOSES;
 INDIVIDUAL COMPONENTS MAY BE SHIPPED AS PARTS WITHIN AN INCLUDED KIT.

| ITEM NO. | PART NUMBER | DESCRIPTION | QTY. | WEIGHT | NOTE NO. |
|----------|-------------|---------------------------------------|------|----------|----------|
| 1 | MT-382-16 | 5/8" X 16" GALV THREADED ROD | 8 | 1.38 LBS | |
| 2 | MCP10D | 2-1/2" O.D. TO 9" O.D. CLAMP HALF | 8 | 6.73 LBS | |
| 3 | GWL-05 | 5/8" GALV LOCK WASHER | 32 | 0.03 LBS | |
| 4 | GWF05A | GALV FLAT WASHER HARDENED 5/8", 1.3OD | 32 | 0.04 LBS | |
| 5 | GN-05A | 5/8" GALV HEX NUT (A194 2H) | 32 | 0.12 LBS | |

| | | |
|--------------|---------|---------------------|
| DENSITY | 70.68 | lbs/in ³ |
| MASS | | lbs |
| VOLUME | 250.71 | in ³ |
| SURFACE AREA | 1489.69 | in ² |
| HEIGHT | 22.0" | |
| LENGTH | 16.0" | |
| WIDTH | 11.5" | |

© 2024 CommScope, Inc. Confidential

| | | | | | | | | | |
|---|------------|------------|------------------------------|--------------|---------------------|---------|--------|----------|--------|
| COMMSCOPE, INC. OF NORTH CAROLINA | | | | | | | | | |
| TOLERANCES | | | | | SAP MATERIAL MASTER | | | | |
| 1 PLACE .X[X] ± 0.12[3.0] | | | 3 PLACE .XXX[X] ± 0.031[0.8] | | BC-40-16D | | | | |
| 2 PLACE .XX[X] ± 0.06[1.5] | | | ANGLES ± 2° | | | | | | |
| FINISH | | | | | MATERIAL | | | | |
| UNLESS OTHERWISE SPECIFIED DIMENSIONS ARE IN INCHES INTERPRET PER ANSI Y 14.5M-1994 | NAME | DATE | TITLE | | | | | | |
| | CE DRR | 15JUN12 | PIPE TO PIPE CLAMP | | | | | | |
| | RW LL1090 | 07/22/2024 | | | | | | | |
| | AD YMENG | 07/22/2024 | | | | | | | |
| | RE YMENG | 07/22/2024 | | | | | | | |
| ECN 40200499CMO | | | SCALE | DOCUMENT NO. | | | | | |
| | | | 1:4 | BC-40-16D | | | | | |
| SIZE | Auth Group | INSL | MODEL | | | DRAWING | | | |
| C | | | VERSION | STATUS | REVISION | VERSION | STATUS | REVISION | SHEET |
| | | | 01 | RE | B | 01 | RE | B | 1 OF 1 |