

4

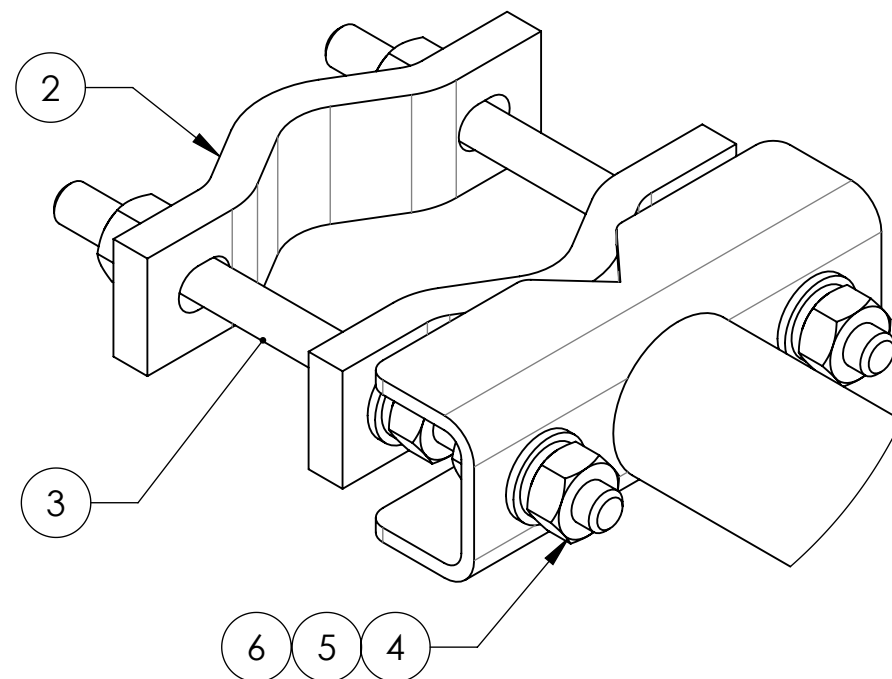
3

2

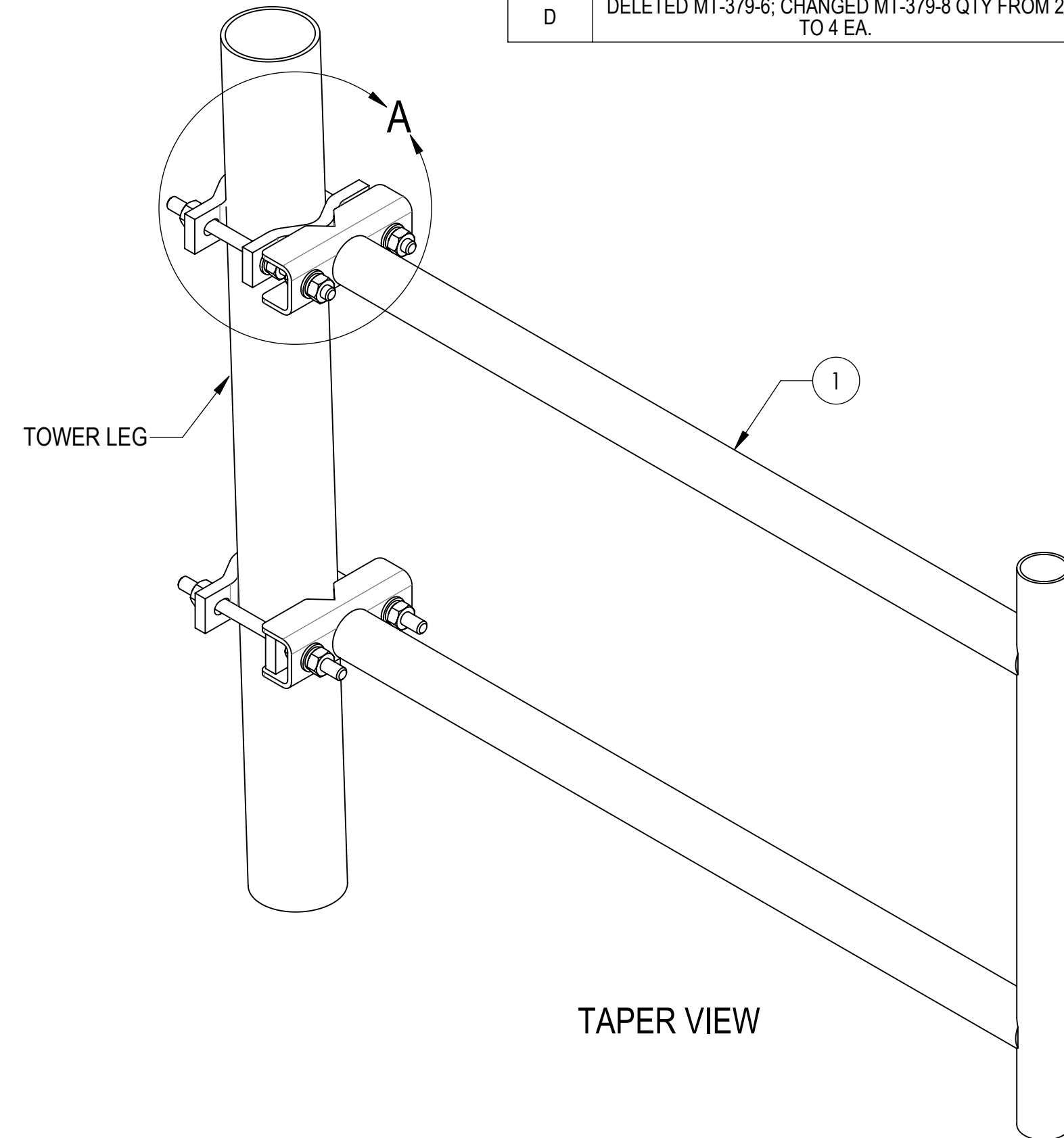
1

- 1.0 GENERAL NOTES
 1.1 ALL METRIC DIMENSIONS ARE IN BRACKETS [X. X]
 1.2 FOR PATENT INFO: <https://www.cs-pat.com>
- 2.0 DESIGN NOTES
 2.1 FITS $\varnothing 1\text{-}1/2\text{'}$ O.D. TO $\varnothing 3\text{-}1/2\text{'}$ O.D. ROUND TOWER LEGS.
 2.2 ADDITIONAL CLAMP SETS THAT ADAPT TO LARGER ROUND LEGS, ANGLE LEGS, OR TAPERED MEMBERS MAY BE PURCHASED SEPARATELY.
- 3.0 MANUFACTURING/SPECIAL REQUIREMENTS
 3.1 TIGHTEN ALL BOLTS SECURING FLAT PLATES BY THE TURN-OF-NUT METHOD. TIGHTEN ALL U-BOLTS USING TURN-OF-NUT METHOD WITH ATTENTION TO LEAVE EQUAL DISTANCE AND EQUAL FORCE ON EACH LEG OF THE U-BOLT.
- 4.0 TEST
- 5.0 PACKAGING
 5.1 PACKAGING SHALL MEET COMMSCOPE REQUIREMENTS PER DOCUMENT IS-PL-3005
 5.2 PRINTED DOCUMENT TO BE PLACED INSIDE POLYBAG AND THEN IN SHIPPING CONTAINER
 5.3 EXTRA HARDWARE MAY BE SUPPLIED, BAGGED AND SHIPPED


REVISIONS			
REV.	DESCRIPTION	DATE	APPROVED
A	INITIAL RELEASE	ACG 04/05/05	
B	ADDED TAPER KIT	ACG 08/18/06	
C	UPDATED DRAWING TO NEW FORMAT; CORRECTED SWD DESCRIPTION	RY1002 26JUN24	BCROSS 40198995CMO
D	DELETED MT-379-6; CHANGED MT-379-8 QTY FROM 2 TO 4 EA.	RY1002 24JUL24	BCROSS 40199885CMO



DETAIL A
SCALE 1:2



TAPER VIEW



STRAIGHT LEG VIEW

COMPONENT PART NUMBERS PROVIDED FOR ASSEMBLY PURPOSES;
 INDIVIDUAL COMPONENTS MAY BE SHIPPED AS PARTS WITHIN AN INCLUDED KIT.

ITEM	PART NO.	DESCRIPTION	QTY.	WEIGHT	NOTE NO.
1	S30001	36" STANDOFF WELDMENT	1	20.08 LBS	
2	SCP10	CLAMP HALF: 1/2", 9/16" HOLE, 4-1/8" (EA)	4	1.20 LBS	
3	MT-379-8	1/2" X 8" GALV THREADED ROD	4	0.44 LBS	
4	GN-04A	1/2" GALV HEX NUT (A194 2H)	14	0.07 LBS	
5	GWL-04	1/2" GALV LOCK WASHER	14	0.01 LBS	
6	GWF04A	1/2" GALV FLAT WASHER (A325)	14	0.02 LBS	

COMMSCOPE, INC. OF NORTH CAROLINA										
TOLERANCES					SAP MATERIAL MASTER					
1 PLACE .X[X] ± 0.06[1.5]			3 PLACE .XXX[X] ± 0.010[0.25]		S-300					
2 PLACE .XX[X] ± 0.03[0.8]			ANGLES ± 2°							
FINISH					MATERIAL					
UNLESS OTHERWISE SPECIFIED DIMENSIONS ARE IN INCHES INTERPRET PER ANSI Y 14.5M-1994	CE	ACG	DATE	04/05/05	BRACKET, 36" STAND-OFF					
	RW	RY1002	DATE	07/24/2024						
	AD	YMENG	DATE	07/28/2024						
	RE	RY1002	DATE	09/13/2024						
	ECN	40199885CMO								
SCALE	1:6				DOCUMENT NO. S-300					
SIZE	Auth Group	INSL	MODEL			DRAWING				SHEET 1 OF 1
C			VERSION	STATUS	REVISION	VERSION	STATUS	REVISION		
			02	RE	D	02	RE	D		

DENSITY		lbs/in ³
MASS	45.71	lbs
VOLUME	161.36	in ³
SURFACE AREA	2141.14	in ²
HEIGHT	24.0"	
LENGTH	37.0"	
WIDTH	6.0"	