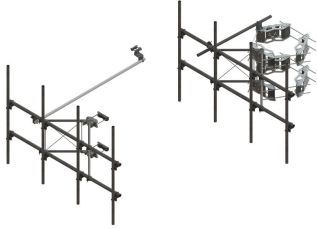


# G21-SERIES-TOWER

---

## Base Product



## G21 Series Light Capacity Tower Sector Frames

G21 Series Monopole & Tower Sector Frames feature a lighter weight frame combined with the sturdy G2 Series base design for an economical option when heavy duty load conditions are not required. Offerings are limited to smaller 10ft and 12ft face widths and feature a single tie-back. The G21 Family includes:

- SFG21HD: Tower Sector Frames with 2-7/8" OD Face Pipes & 2-3/8" OD Antenna Pipes
- MCG21HD: Monopole Sector Frames with 2-7/8" OD Face Pipes & 2-3/8" OD Antenna Pipes

## Product Classification

**Product Type** High capacity Tower sector frame

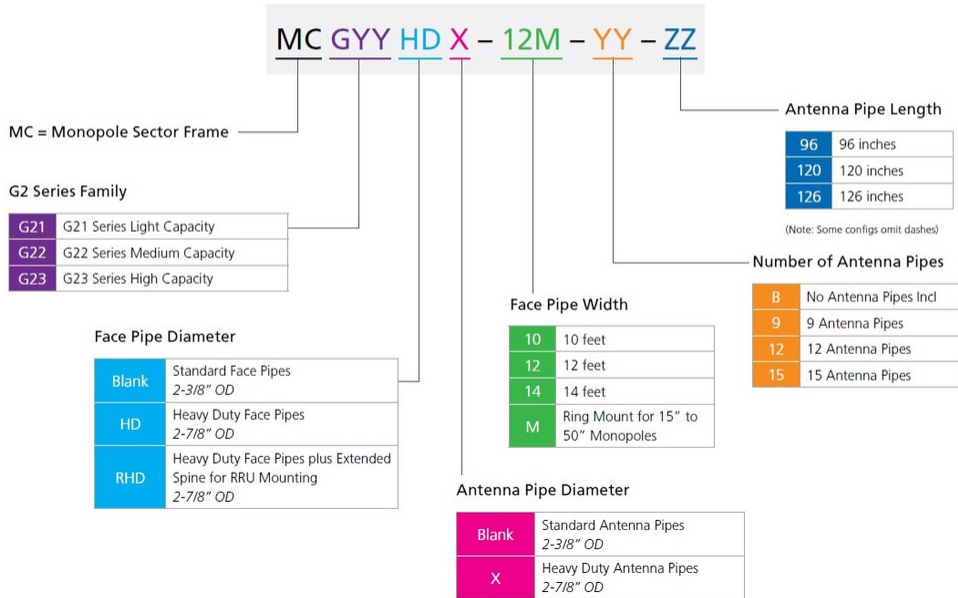
**Product Series** G2

## Ordering Tree

# G21-SERIES-TOWER

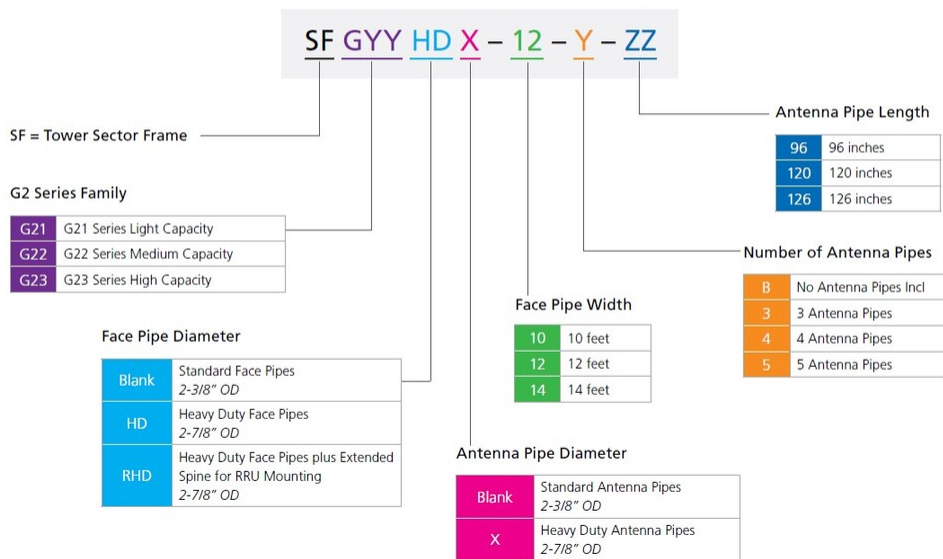
## Part number nomenclature

G2 series monopole sector frame



## Part number nomenclature

G2 series tower sector frame



# G21-SERIES-TOWER

---