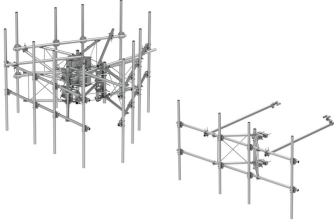


G23-SERIES-TOWER

Base Product



G23 Series High Capacity Tower Sector Frames

G23 Series Monopole & Tower Sector Frames feature our highest capacity sector frame option when heavy duty load conditions are required. Offerings include 10ft, 12ft, and 14ft face widths with up to 5 antenna pipes per sector and feature double tie-backs. The new RHDX also features an extended 10ft spine to enable additional RRU mounting directly on the sector frame. The G23 Family includes:

- SFG23HDX: Tower Sector Frames with 2-7/8" OD Face Pipes & 2-7/8" OD Antenna Pipes
- MCG23HDX: Monopole Sector Frames with 2-7/8" OD Face Pipes & 2-7/8" OD Antenna Pipes
- SFG23RHDX: Tower Sector Frames with Extended Spine, 2-7/8" OD Face Pipes & 2-7/8" OD Antenna Pipes
- MCG23RHDX: Monopole Sector Frames with Extended Spine, 2-7/8" OD Face Pipes & 2-7/8" OD Antenna Pipes

Product Classification

Product Type High capacity Tower sector frame

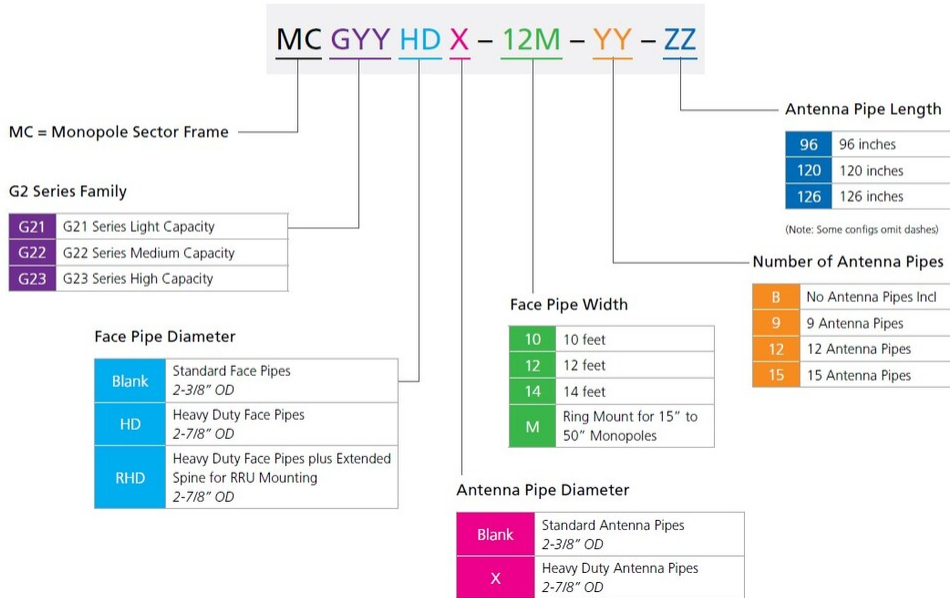
Product Series G2

Ordering Tree

G23-SERIES-TOWER

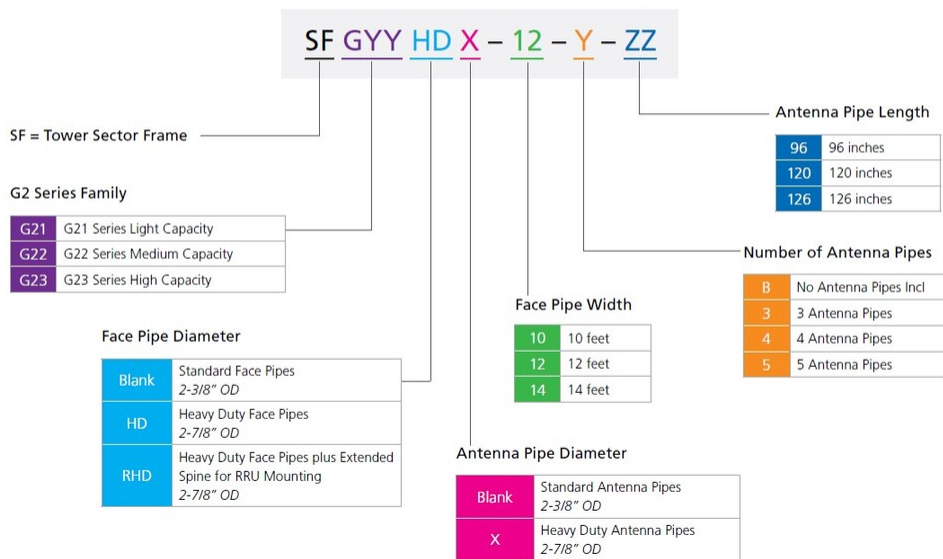
Part number nomenclature

G2 series monopole sector frame



Part number nomenclature

G2 series tower sector frame



G23-SERIES-TOWER
