

CBCCB | IP6A-06RUTP-02H-02H

Base Product



InstaPATCH® Cu GigaSPEED X10D® U/UTP Riser Preterminated Copper Cable, dual row high density outlet to dual row high density outlet, 6 links

Product Classification

Regional Availability	Asia Australia/New Zealand EMEA Latin America North America
Portfolio	CommScope®
Product Type	Copper trunk cable assembly
Product Brand	GigaSPEED X10D® InstaPATCH® Cu

General Specifications

ANSI/TIA Category	6A
Cable Type	U/UTP (unshielded)
Conductor Type	Solid
Interface, Connector A	Information outlet
Interface Feature, connector A	Dual row High density
Interface, Connector B	Information outlet
Interface Feature, connector B	Dual row High density
Link Count	6
Wiring	T568B

Dimensions

Cable Assembly Length Range (m)	5 – 90
Cable Assembly Length Range (ft)	17 – 295

Electrical Specifications

dc Resistance, maximum	0.3 ohm
Safety Voltage Rating	300 V

Ordering Tree

CBCCB | IP6A-06RUTP-02H-02H

1	2	3	4	5	6	7	8	9	10	11	12				
C	A	A	A	C	-	1	1	H	A	B	B	F	0	5	0

Cable Type	
A	Cat 6A X10D – U/UTP (Plenum)
B	Cat 6A X10D – U/UTP (Riser)
C	Cat 6A X10D – U/UTP (LSZH)
D	Cat 6A X10D – F/UTP (Plenum)
E	Cat 6A X10D – F/UTP (Riser)
F	Cat 6A X10D – F/UTP (LSZH)
G	Cat 6 XL – U/UTP (Plenum)
H	Cat 6 XL – U/UTP (Riser)
J	Cat 6 XL – U/UTP (LSZH)
Q	Cat 6A X10D – S/FTP (LSZH)
R	Cat 6 – U/UTP Class B Rated (LSZH)
S	Cat 6A – U/UTP Class B Rated (LSZH)
Y	Cat 6A X10D SD – U/UTP (Riser)

Connector B	
A	Outlet* – Single Row Standard Density
B	Outlet* – Dual Row Standard Density
C	Outlet* – Dual Row High Density
G	RJ45 Plug* – Single Row Standard Density
H	RJ45 Plug* – Dual Row Standard Density
J	RJ45 Plug* – Dual Row High Density
N	1100 Module
R	360 1100 Evolve Module
S	OneLink 2x6
T	OneLink 2x4

Orientation A	
1	Trident Series Flat
2	Right Paired Flat
3	Right Series Flat
4	Left Paired Flat
5	Left Series Flat
6	Trident Paired Flat
A	Trident Series Angled
B	Right Paired Angled
C	Right Series Angled
D	Left Paired Angled
E	Left Series Angled
F	Trident Paired Angled

Orientation B	
1	Trident Series Flat
2	Right Paired Flat
3	Right Series Flat
4	Left Paired Flat
5	Left Series Flat
6	Trident Paired Flat
A	Trident Series Angled
B	Right Paired Angled
C	Right Series Angled
D	Left Paired Angled
E	Left Series Angled
F	Trident Paired Angled
X	Not Applicable

Link	
B	6
C	8
D	12
E	16
F	18
G	24

Outlet Color	
0	Not Applicable
1	Black (BK)
2	Blue (BL)
B	White (WH)

UOM	
F	Foot
M	Meter

Length	
12	XXX

Bundling	
H	Hook-n-loop
S	Sleaving

Jacket Color	
B	White (WH)
C	Slate (SL)
Z	Blue (BL)

Labeling	
A	Generic Label

Connector A	
A	Outlet* – Single Row Standard Density
B	Outlet* – Dual Row Standard Density
C	Outlet* – Dual Row High Density
G	RJ45 Plug* – Single Row Standard Density
H	RJ45 Plug* – Dual Row Standard Density
J	RJ45 Plug* – Dual Row High Density
N	1100 Module
R	360 1100 Evolve Module
S	OneLink 2x6
T	OneLink 2x4
X	Unterminated

Environmental Specifications

Operating Temperature	-10 °C to +60 °C (+14 °F to +140 °F)
Environmental Space	Riser
Flammability Rating	UL 94 V-0

Regulatory Compliance/Certifications


Agency	Classification
CHINA-ROHS	Below maximum concentration value
ISO 9001:2015	Designed, manufactured and/or distributed under this quality management system
REACH-SVHC	Compliant as per SVHC revision on www.commscope.com/ProductCompliance
ROHS	Compliant
UK-ROHS	Compliant



Included Products

- 1091B-4/23 – GigaSPEED X10D® 1091B ETL Verified Category 6A U/UTP Cable, 4 pair count
- MGS600 – GigaSPEED X10D® M-Series Modular Jack, RJ45, Cat6A Unshielded

1091B-4/23



GigaSPEED X10D® 1091B ETL Verified Category 6A U/UTP Cable, 4 pair count

Product Classification

Regional Availability	Asia Australia/New Zealand EMEA Latin America North America
Portfolio	SYSTIMAX®
Product Type	Twisted pair cable
Product Brand	GigaSPEED X10D®

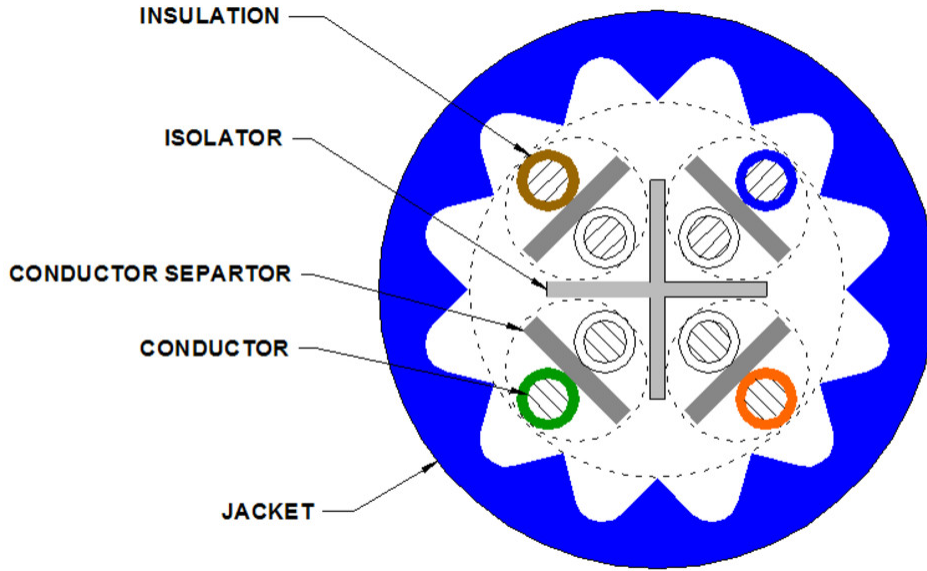
General Specifications

Product Number	1091B
ANSI/TIA Category	6A
Cable Component Type	Horizontal
Cable Type	U/UTP (unshielded)
Conductor Type, singles	Solid
Conductors, quantity	8
Pairs, quantity	4
Separator Type	Isolator
Transmission Standards	ANSI/TIA-568.2-D ISO/IEC 11801 Class EA

Dimensions

Diameter Over Jacket, nominal	7.239 mm 0.285 in
Jacket Thickness	1.295 mm 0.051 in
Conductor Gauge, singles	23 AWG

Cross Section Drawing



Electrical Specifications

Characteristic Impedance	100 ohm
Characteristic Impedance Tolerance	±15 ohm
dc Resistance Unbalance, maximum	4 %
dc Resistance, maximum	7.61 ohms/100 m 2.32 ohms/100 ft
Dielectric Strength, minimum	1500 Vac 2500 Vdc
Mutual Capacitance at Frequency	6.0 nF/100 m @ 1 kHz
Nominal Velocity of Propagation (NVP)	65 %
Operating Frequency, maximum	550 MHz
Operating Voltage, maximum	80 V
Remote Powering	Fully complies with the recommendations set forth by IEEE 802.3bt (Type 4) for the safe delivery of power over LAN cable when installed according to ISO/IEC 14763-2, CENELEC EN 50174-1, CENELEC EN 50174-2 or TIA TSB-184-A

Material Specifications

Conductor Material	Bare copper
Insulation Material	Polyolefin
Jacket Material	PVC
Separator Material	Polyolefin
Separator 2 Material	Polyolefin

1091B-4/23

Mechanical Specifications

Pulling Tension, maximum 11.34 kg | 25 lb

Environmental Specifications

Installation temperature 0 °C to +60 °C (+32 °F to +140 °F)

Operating Temperature -20 °C to +60 °C (-4 °F to +140 °F)

Environmental Space Non-plenum

Temperature Rating, UL 75 °C | 167 °F

Flame Test Method CMR

Packaging and Weights


Cable weight 55.509 kg/km | 37.3 lb/kft

Regulatory Compliance/Certifications

Agency	Classification
ISO 9001:2015	Designed, manufactured and/or distributed under this quality management system

MGS600

Base Product



GigaSPEED X10D® M-Series Modular Jack, RJ45, Cat6A Unshielded

Product Classification

Regional Availability

Asia | Australia/New Zealand | EMEA | Latin America | North America

Portfolio

SYSTIMAX®

Product Type

Modular jack

Product Brand

GigaSPEED X10D®

Product Series

MGS600

General Specifications

ANSI/TIA Category

6A

Cable Type

Unshielded

Conductor Type

Solid | Stranded

Termination Type

IDC

Wiring

T568A | T568B

Dimensions

Height

19.4 mm | 0.764 in

Width

21.08 mm | 0.83 in

Depth

30.2 mm | 1.189 in

Compatible Conductor Gauge, solid

22-24 AWG | 21 AWG (for CommScope GigaREACH cable only)

Compatible Conductor Gauge, stranded

22-24 AWG

Electrical Specifications

Contact Resistance Variation, maximum

20 mOhm

Contact Resistance, maximum

100 mOhm

Current Rating at Temperature

1.5 A @ 20 °C | 1.5 A @ 68 °F

Dielectric Withstand Voltage, RMS, conductive surface

1,500 Vac @ 60 Hz

MGS600

Dielectric Withstand Voltage, RMS, contact-to-contact	1,000 Vac @ 60 Hz
Insulation Resistance, minimum	500 MOhm
PoE Durability	Supports IEEE 802.3bt Type 4 (90 W) applications after 3000 plug to jack mating cycles

Material Specifications

Contact Plating Material	Precious metals
Material Type	Copper alloy High-impact, flame retardant, thermoplastic
Termination Contact Plating	Nickel

Mechanical Specifications

Plug Retention Force, minimum	133 N 29.9 lbf
Plug to Jack Mating Cycles	Complies to IEC 60603-7 series

Environmental Specifications

Operating Temperature	-10 °C to +60 °C (+14 °F to +140 °F)
Storage Temperature	-40 °C to +70 °C (-40 °F to +158 °F)
Relative Humidity	Up to 95%, non-condensing
Flammability Rating	UL 94 V-0
Safety Standard	UL cUL

Regulatory Compliance/Certifications

Agency	Classification
ISO 9001:2015	Designed, manufactured and/or distributed under this quality management system