

FFV4-65B-R6



12-port sector antenna, 4x 617-894 and 8x 1695-2690 MHz, 65° HPBW, 6x RET

General Specifications

Antenna Type	Sector
Band	Multiband
Grounding Type	RF connector inner conductor and body grounded to reflector and mounting bracket
Performance Note	Outdoor usage
RF Connector Interface	4.3-10 Female
RF Connector Location	Bottom
RF Connector Quantity, mid band	8
RF Connector Quantity, low band	4
RF Connector Quantity, total	12

Remote Electrical Tilt (RET) Information


RET Hardware	CommRET v2
RET Interface	8-pin DIN Female 8-pin DIN Male
RET Interface, quantity	1 female 1 male
Input Voltage	10-30 Vdc
Internal RET	Low band (2) Mid band (4)
Power Consumption, active state, maximum	8 W
Power Consumption, idle state, maximum	1 W
Protocol	3GPP/AISG 2.0 (Single RET)

Dimensions

Width	498 mm 19.606 in
Depth	197 mm 7.756 in
Length	1828 mm 71.969 in
Net Weight, antenna only	37.7 kg 83.114 lb

FFV4-65B-R6

Array Layout



Array ID	Frequency (MHz)	RF Connector	RET (SRET)	AISG No.	AISG RET UID
R1	617-894	1 - 2	1	AISG1	CPXXXXXXXXXXXXR1
R2	617-894	3 - 4	2	AISG1	CPXXXXXXXXXXXXR2
Y1	1695-2690	5 - 6	3	AISG1	CPXXXXXXXXXXXXY1
Y2	1695-2690	7 - 8	4	AISG1	CPXXXXXXXXXXXXY2
Y3	1695-2690	9 - 10	5	AISG1	CPXXXXXXXXXXXXY3
Y4	1695-2690	11 - 12	6	AISG1	CPXXXXXXXXXXXXY4


(Sizes of colored boxes are not true depictions of array sizes)

Port Configuration



Logo Image

FFV4-65B-R6



Electrical Specifications

Impedance	50 ohm
Operating Frequency Band	1695 – 2690 MHz 617 – 894 MHz
Polarization	±45°
Total Input Power, maximum	1,400 W @ 50 °C

Electrical Specifications

	R1,R2	R1,R2	Y1,Y2,Y3,Y4	Y1,Y2,Y3,Y4	Y1,Y2,Y3,Y4	Y1,Y2,Y3,Y4
Frequency Band, MHz	617–698	698–894	1695–1995	1920–2300	2300–2500	2490–2690
RF Port	1,2,3,4	1,2,3,4	5,6,7,8,9,10,11,12	5,6,7,8,9,10,11,12	5,6,7,8,9,10,11,12	5,6,7,8,9,10,11,12
Gain at Mid Tilt, dBi	13.5	14.3	17.1	18	18.2	18.2
Beamwidth, Horizontal, degrees	68	59	63	60	56	54
Beamwidth, Vertical, degrees	14.6	12.5	5.5	4.9	4.4	4.2
Beam Tilt, degrees	2–14	2–14	2–12	2–12	2–12	2–12
USLS (First Lobe), dB	17	16	20	20	19	21
Front-to-Back Ratio at 180°, dB	29	29	34	34	30	28
Front-to-Back Total Power at 180° ± 30°, dB	21	20	28	28	24	22
Isolation, Cross Polarization, dB	25	25	25	25	25	25
Isolation, Inter-band, dB	25	25	25	25	25	25
VSWR Return loss, dB	1.5 14.0	1.5 14.0	1.5 14.0	1.5 14.0	1.5 14.0	1.5 14.0
PIM, 3rd Order, 2 x 20 W, dBc	150	153	153	153	153	153
Input Power per Port at 50°C,	250	250	200	200	200	200

FFV4-65B-R6

maximum, watts

Electrical Specifications, BASTA

Frequency Band, MHz	617–698	698–894	1695–1995	1920–2300	2300–2500	2490–2690
Gain by all Beam Tilts, average, dBi	13.5	14.2	17	17.9	18.1	18
Gain by all Beam Tilts Tolerance, dB	±0.7	±0.6	±1.1	±0.5	±0.5	±0.6
Beamwidth, Horizontal Tolerance, degrees	±6	±6	±6	±6	±7	±6
Beamwidth, Vertical Tolerance, degrees	±0.8	±1.3	±0.4	±0.4	±0.2	±0.2
USLS, beampeak to 20° above beampeak, dB	18	16	16	18	16	16
CPR at Boresight, dB	19	17	20	18	15	16
CPR at Sector, dB	12	8	9	8	6	5

Mechanical Specifications

Wind Loading @ Velocity, frontal	711.0 N @ 150 km/h (159.8 lbf @ 150 km/h)
Wind Loading @ Velocity, lateral	229.0 N @ 150 km/h (51.5 lbf @ 150 km/h)
Wind Loading @ Velocity, maximum	998.0 N @ 150 km/h (224.4 lbf @ 150 km/h)
Wind Loading @ Velocity, rear	563.0 N @ 150 km/h (126.6 lbf @ 150 km/h)
Wind Speed, maximum	241 km/h (150 mph)

Packaging and Weights

Width, packed	565 mm 22.244 in
Depth, packed	309 mm 12.165 in
Length, packed	2015 mm 79.331 in
Weight, gross	48.8 kg 107.585 lb

Regulatory Compliance/Certifications

Agency	Classification
CHINA-ROHS	Below maximum concentration value
ISO 9001:2015	Designed, manufactured and/or distributed under this quality management system
REACH-SVHC	Compliant as per SVHC revision on www.commscope.com/ProductCompliance
ROHS	Compliant
UK-ROHS	Compliant

FFV4-65B-R6




Included Products

- BSAMNT-2F – Mounting bracket for cylindrical pipe installations (60-115mm pipe diameter) for fix mechanical tilt applications.

* Footnotes

Performance Note Severe environmental conditions may degrade optimum performance

BSAMNT-2F



Mounting bracket for cylindrical pipe installations (60-115mm pipe diameter) for fix mechanical tilt applications.

Product Classification

Product Type Fixed tilt mounting kit

General Specifications

Application Outdoor

Color Silver

Dimensions

Compatible Diameter, maximum 115 mm | 4.528 in

Compatible Diameter, minimum 60 mm | 2.362 in

Weight, net 3.8 kg | 8.378 lb

Material Specifications

Material Type Galvanized steel

Packaging and Weights

Included Brackets | Hardware

Packaging quantity 1

Weight, gross 4 kg | 8.818 lb

Regulatory Compliance/Certifications

Agency	Classification
CE	Compliant with the relevant CE product directives
CHINA-ROHS	Below maximum concentration value
ISO 9001:2015	Designed, manufactured and/or distributed under this quality management system
REACH-SVHC	Compliant as per SVHC revision on www.commscope.com/ProductCompliance
ROHS	Compliant
UK-ROHS	Compliant

BSAMNT-2F

