


JAH4-65C-R4



12-port sector antenna, 2x 698–803, 2x 824–894 and 8x 1695–2360 MHz, 65° HPBW, 4x RETs and low bands have diplexers.

- Internal filter on low band and interleaved dipole technology providing for attractive, low wind load mechanical package
- One RET for 700MHz, one RET for 850MHz, and one RET for each side-by-side pair of high bands to ensure same tilt level for 4x Rx or 4x MIMO
- The antenna is supplied with mounting kits that provide 0 degree of mechanical downtilt; optional downtilt mounting kits are available

General Specifications

Antenna Type	Sector
Band	Multiband
Color	Light Gray (RAL 7035)
Grounding Type	RF connector body grounded to reflector and mounting bracket
Performance Note	Outdoor usage Wind loading figures are validated by wind tunnel measurements described in white paper WP-112534-EN
Radome Material	Fiberglass, UV resistant
Radiator Material	Low loss circuit board
Reflector Material	Aluminum
RF Connector Interface	4.3-10 Female
RF Connector Location	Bottom
RF Connector Quantity, high band	8
RF Connector Quantity, low band	4
RF Connector Quantity, total	12

Remote Electrical Tilt (RET) Information

RET Hardware	CommRET v2
RET Interface	8-pin DIN Female 8-pin DIN Male
RET Interface, quantity	1 female 1 male
Input Voltage	10–30 Vdc
Internal RET	High band (2) Low band (2)
Power Consumption, idle state, maximum	1 W
Power Consumption, normal conditions, maximum	8 W

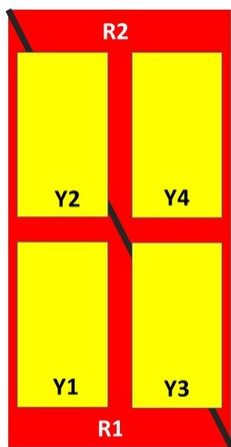
JAH4-65C-R4

Protocol 3GPP/AISG 2.0 (Multi-RET)

Dimensions

Width 350 mm | 13.78 in
Depth 208 mm | 8.189 in
Length 2438 mm | 95.984 in
Net Weight, without mounting kit 37.9 kg | 83.555 lb

Array Layout




Array	Freq (MHz)	Conns	RET (MRET)	AISG RET UID
R1	698-803	1-2	1	CPxxxxxxxxxxxxxxxxmm.1
R2	824-894	3-4	2	CPxxxxxxxxxxxxxxxxmm.2
Y4	1695-2360	11-12	3	CPxxxxxxxxxxxxxxxxmm.3
Y2	1695-2360	7-8		
Y3	1695-2360	9-10	4	CPxxxxxxxxxxxxxxxxmm.4
Y1	1695-2360	5-6		

Left Right
Bottom

(Sizes of colored boxes are not true depictions of array sizes)

Port Configuration

JAH4-65C-R4



Electrical Specifications

Impedance	50 ohm
Operating Frequency Band	1695 – 2360 MHz 698 – 803 MHz 824 – 894 MHz
Polarization	±45°
Total Input Power, maximum	900 W @ 50 °C

Electrical Specifications

Frequency Band, MHz	698–803	824–894	1695–1880	1850–1990	1920–2180	2300–2360
Gain, dBi	15.9	16.3	16.8	17.2	17.4	18
Beamwidth, Horizontal, degrees	67	65	63	62	62	63
Beamwidth, Vertical, degrees	9.6	8.5	8	7.4	6.9	6.2
Beam Tilt, degrees	0–11	0–11	2–12	2–12	2–12	2–12
USLS (First Lobe), dB	18	16	19	18	18	18
Front-to-Back Ratio at 180°, dB	32	36	31	35	36	37
Isolation, Cross Polarization, dB	25	25	25	25	25	25
Isolation, Inter-band, dB	30	30	30	30	30	30
VSWR Return loss, dB	1.5 14.0	1.5 14.0	1.5 14.0	1.5 14.0	1.5 14.0	1.5 14.0

JAH4-65C-R4

PIM, 3rd Order, 2 x 20 W, dBc	-150	-150	-150	-150	-150	-150
Input Power per Port at 50°C, maximum, watts	300	300	250	250	250	200

Electrical Specifications, BASTA

Frequency Band, MHz	698–803	824–894	1695–1880	1850–1990	1920–2180	2300–2360
Gain by all Beam Tilts, average, dBi	15.7	16.1	16.3	16.8	17	17.5
Gain by all Beam Tilts Tolerance, dB	±0.3	±0.3	±0.7	±0.5	±0.5	±0.5
Gain by Beam Tilt, average, dBi	0° 15.5 5° 15.7 11° 15.7	0° 15.8 5° 16.2 11° 16.1	2° 16.2 7° 16.4 12° 16.1	2° 16.7 7° 16.9 12° 16.6	2° 16.9 7° 17.1 12° 16.9	2° 17.3 7° 17.7 12° 17.3
Beamwidth, Horizontal Tolerance, degrees	±1.5	±1	±3.5	±2.7	±1.9	±3.9
Beamwidth, Vertical Tolerance, degrees	±0.6	±0.4	±0.5	±0.4	±0.5	±0.2
USLS, beampeak to 20° above beampeak, dB	17	17	14	16	16	15
Front-to-Back Total Power at 180° ± 30°, dB	26	25	27	29	27	28
CPR at Boresight, dB	21	22	17	18	20	21
CPR at Sector, dB	11	12	11	11	11	8

Mechanical Specifications

Effective Projective Area (EPA), frontal	0.4 m ² 4.306 ft ²
Effective Projective Area (EPA), lateral	0.34 m ² 3.66 ft ²
Mechanical Tilt Range	0°–12°
Wind Loading @ Velocity, frontal	425.0 N @ 150 km/h (95.5 lbf @ 150 km/h)
Wind Loading @ Velocity, lateral	361.0 N @ 150 km/h (81.2 lbf @ 150 km/h)
Wind Loading @ Velocity, maximum	900.0 N @ 150 km/h (202.3 lbf @ 150 km/h)
Wind Loading @ Velocity, rear	451.0 N @ 150 km/h (101.4 lbf @ 150 km/h)
Wind Speed, maximum	241 km/h (150 mph)

Packaging and Weights

Width, packed	456 mm 17.953 in
Depth, packed	357 mm 14.055 in
Length, packed	2585 mm 101.772 in

JAH4-65C-R4

Weight, gross

50.2 kg | 110.672 lb

Regulatory Compliance/Certifications

Agency

Classification

CHINA-ROHS

Above maximum concentration value

ISO 9001:2015

Designed, manufactured and/or distributed under this quality management system

ROHS

Compliant/Exempted

UK-ROHS

Compliant/Exempted



Included Products

BSAMNT-2F

– Mounting bracket for cylindrical pipe installations (60-115mm pipe diameter) for fix mechanical tilt applications.

* Footnotes

Performance Note

Severe environmental conditions may degrade optimum performance

BSAMNT-2F



Mounting bracket for cylindrical pipe installations (60-115mm pipe diameter) for fix mechanical tilt applications.

Product Classification

Product Type Fixed tilt mounting kit

General Specifications

Application Outdoor

Color Silver

Dimensions

Compatible Diameter, maximum 115 mm | 4.528 in

Compatible Diameter, minimum 60 mm | 2.362 in

Weight, net 3.8 kg | 8.378 lb

Material Specifications

Material Type Galvanized steel

Packaging and Weights

Included Brackets | Hardware

Packaging quantity 1

Weight, gross 4 kg | 8.818 lb

Regulatory Compliance/Certifications

Agency	Classification
CE	Compliant with the relevant CE product directives
CHINA-ROHS	Below maximum concentration value
ISO 9001:2015	Designed, manufactured and/or distributed under this quality management system
REACH-SVHC	Compliant as per SVHC revision on www.commscope.com/ProductCompliance
ROHS	Compliant
UK-ROHS	Compliant

BSAMNT-2F

