


RV65A-1X2



4-port sector antenna, 2x 694–960 and 2x 1695–2690 MHz, 65° HPBW, one factory attached AccuRET on high band. Wind load, rear: 208 N @ 150km/h

- Factory fitted AccuRET® actuator for the 1695 – 2690MHz array

OBSOLETE

This product was discontinued on: March 27, 2020

General Specifications


Antenna Type	Sector
Band	Multiband
Color	Light Gray (RAL 7035)
Grounding Type	RF connector inner conductor and body grounded to reflector and mounting bracket
Performance Note	Outdoor usage Wind loading figures are validated by wind tunnel measurements described in white paper WP-112534-EN
Radome Material	Fiberglass, UV resistant
Radiator Material	Aluminum Low loss circuit board
Reflector Material	Aluminum
RF Connector Interface	7-16 DIN Female
RF Connector Location	Bottom
RF Connector Quantity, high band	2
RF Connector Quantity, low band	2
RF Connector Quantity, total	4

Dimensions

Width	301 mm 11.85 in
Depth	181 mm 7.126 in
Length	1412 mm 55.591 in
Net Weight, without mounting kit	17.6 kg 38.801 lb

Array Layout

RV65A-1X2




Array	Freq (MHz)	Conns
R1	694-960	1-2
Y1	1695-2690	3-4

Bottom

(Sizes of colored boxes are not true depictions of array sizes)

Port Configuration



RV65A-1X2

Electrical Specifications

Impedance	50 ohm
Operating Frequency Band	1695 – 2690 MHz 694 – 960 MHz
Polarization	±45°
Total Input Power, maximum	800 W @ 50 °C

Electrical Specifications

Frequency Band, MHz	694–703	703–790	790–890	890–960	1695–1920	1920–2180	2300–2690
Gain, dBi	13.6	13.7	14	14.3	17.1	17.5	18.1
Beamwidth, Horizontal, degrees	72	73	71	69	64	65	60
Beamwidth, Vertical, degrees	17.3	16.6	15.3	14	7.2	6.4	5.3
Beam Tilt, degrees	2–15	2–15	2–15	2–15	2–12	2–12	2–12
USLS (First Lobe), dB	20	20	19	17	16	14	14
Front-to-Back Ratio at 180°, dB	27	29	33	31	28	30	31
Isolation, Cross Polarization, dB	25	28	28	28	28	28	28
Isolation, Inter-band, dB	30	30	30	30	30	30	30
VSWR Return loss, dB	1.5 14.0	1.5 14.0	1.5 14.0	1.5 14.0	1.5 14.0	1.5 14.0	1.5 14.0
PIM, 3rd Order, 2 x 20 W, dBc	-150	-150	-150	-150	-150	-150	-150
Input Power per Port, maximum, watts	350	350	350	350	300	300	300
Input Power per Port at 50°C, maximum, watts	300	300	300	300	250	250	250

Electrical Specifications, BASTA

Frequency Band, MHz	694–703	703–790	790–890	890–960	1695–1920	1920–2180	2300–2690
Gain by all Beam Tilts, average, dBi	13.5	13.5	13.8	14	16.6	17.2	17.8
Gain by all Beam Tilts Tolerance, dB	±0.2	±0.3	±0.3	±0.5	±0.8	±0.5	±0.6
Gain by Beam Tilt, average, dBi	2° 13.5 8° 13.5 15° 13.6	2° 13.6 8° 13.6 15° 13.4	2° 13.9 8° 13.8 15° 13.6	2° 14.2 8° 14.1 15° 13.7	2° 16.6 7° 16.8 12° 16.3	2° 17.1 7° 17.4 12° 16.9	2° 17.8 7° 18.0 12° 17.1
Beamwidth, Horizontal Tolerance, degrees	±1.2	±1.5	±1.6	±3	±7.3	±7.2	±4.7
Beamwidth, Vertical	±0.7	±1.2	±1	±1.1	±0.5	±0.6	±0.3

RV65A-1X2

Tolerance, degrees

USLS, beampeak to 20° above beampeak, dB	18	19	20	16	12	13	12
Front-to-Back Total Power at 180° ± 30°, dB	21	24	23	22	23	23	24
CPR at Boresight, dB	20	20	21	19	15	17	21
CPR at Sector, dB	8	8	9	9	11	11	7

Mechanical Specifications

Wind Loading @ Velocity, frontal	205.0 N @ 150 km/h (46.1 lbf @ 150 km/h)
Wind Loading @ Velocity, lateral	169.0 N @ 150 km/h (38.0 lbf @ 150 km/h)
Wind Loading @ Velocity, maximum	396.0 N @ 150 km/h (89.0 lbf @ 150 km/h)
Wind Loading @ Velocity, rear	208.0 N @ 150 km/h (46.8 lbf @ 150 km/h)
Wind Speed, maximum	241 km/h (150 mph)

Packaging and Weights

Width, packed	429 mm 16.89 in
Depth, packed	329 mm 12.953 in
Length, packed	1672 mm 65.827 in
Weight, gross	31 kg 68.343 lb

Regulatory Compliance/Certifications

Agency	Classification
CHINA-ROHS	Above maximum concentration value
ISO 9001:2015	Designed, manufactured and/or distributed under this quality management system
ROHS	Compliant/Exempted
UK-ROHS	Compliant/Exempted



Included Products

BSAMNT-OFFSET	– Forward Offset Pipe Mounting Kit for 4.5 in (114.3 mm) OD round members
---------------	---

* Footnotes

Performance Note	Severe environmental conditions may degrade optimum performance
-------------------------	---

BSAMNT-OFFSET



Forward Offset Pipe Mounting Kit for 4.5 in (114.3 mm) OD round members

Product Classification

Product Type Pipe mounting kit

General Specifications

Application Outdoor

Color Silver

Dimensions

Compatible Diameter, maximum 114.3 mm | 4.5 in

Compatible Diameter, minimum 61 mm | 2.402 in

Weight, net 3.5 kg | 7.716 lb

Material Specifications

Material Type Galvanized steel

Packaging and Weights

Included Brackets | Hardware

Packaging quantity 1

Regulatory Compliance/Certifications

Agency	Classification
CE	Compliant with the relevant CE product directives
CHINA-ROHS	Below maximum concentration value
ISO 9001:2015	Designed, manufactured and/or distributed under this quality management system
REACH-SVHC	Compliant as per SVHC revision on www.commscope.com/ProductCompliance
ROHS	Compliant
UK-ROHS	Compliant



BSAMNT-OFFSET
