


# RV65A-2X2



4-port sector antenna, 2x 694–960 and 2x 1695–2690 MHz, 65° HPBW, RET compatible

- Utilizes AccuRET® actuator(s) on the back of the antenna

## OBSOLETE

This product was discontinued on: **March 31, 2023**

### Replaced By:

RV-65A-R2

4-port sector antenna, 2x 694–960 and 2x 1695–2690 MHz, 65° HPBW, 2x RET

## General Specifications

<b>Antenna Type</b>	Sector
<b>Band</b>	Multiband
<b>Color</b>	Light Gray (RAL 7035)
<b>Grounding Type</b>	RF connector inner conductor and body grounded to reflector and mounting bracket
<b>Performance Note</b>	Outdoor usage   Wind loading figures are validated by wind tunnel measurements described in white paper WP-112534-EN
<b>Radome Material</b>	Fiberglass, UV resistant
<b>Radiator Material</b>	Aluminum   Low loss circuit board
<b>Reflector Material</b>	Aluminum
<b>RF Connector Interface</b>	7-16 DIN Female
<b>RF Connector Location</b>	Bottom
<b>RF Connector Quantity, high band</b>	2
<b>RF Connector Quantity, low band</b>	2
<b>RF Connector Quantity, total</b>	4

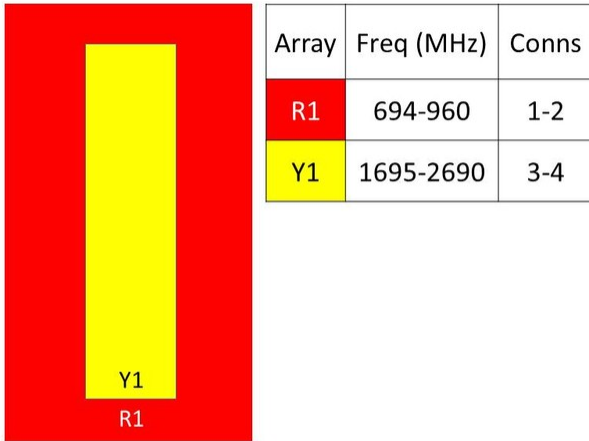
## Dimensions

<b>Width</b>	301 mm   11.85 in
<b>Depth</b>	181 mm   7.126 in
<b>Length</b>	1412 mm   55.591 in
<b>Net Weight, without mounting kit</b>	17.1 kg   37.699 lb

# RV65A-2X2

---

## Array Layout




Bottom

(Sizes of colored boxes are not true depictions of array sizes)

## Port Configuration

# RV65A-2X2



## Electrical Specifications

<b>Impedance</b>	50 ohm
<b>Operating Frequency Band</b>	1695 – 2690 MHz   694 – 960 MHz
<b>Polarization</b>	±45°
<b>Total Input Power, maximum</b>	800 W @ 50 °C

## Electrical Specifications

Frequency Band, MHz	694–703	703–790	790–890	890–960	1695–1920	1920–2180	2300–2690
<b>Gain, dBi</b>	13.6	13.7	14	14.3	17.1	17.5	18.1
<b>Beamwidth, Horizontal, degrees</b>	72	73	71	69	64	65	60
<b>Beamwidth, Vertical, degrees</b>	17.3	16.6	15.3	14	7.2	6.4	5.3
<b>Beam Tilt, degrees</b>	2–15	2–15	2–15	2–15	2–12	2–12	2–12
<b>USLS (First Lobe), dB</b>	20	20	19	17	16	14	14
<b>Front-to-Back Ratio at 180°,</b>	27	29	33	31	28	30	31

# RV65A-2X2

dB

<b>Isolation, Cross Polarization, dB</b>	25	28	28	28	28	28	28
<b>Isolation, Inter-band, dB</b>	30	30	30	30	30	30	30
<b>VSWR   Return loss, dB</b>	1.5 14.0	1.5 14.0	1.5 14.0	1.5 14.0	1.5 14.0	1.5 14.0	1.5 14.0
<b>PIM, 3rd Order, 2 x 20 W, dBc</b>	-150	-150	-150	-150	-150	-150	-150
<b>Input Power per Port at 50°C, maximum, watts</b>	300	300	300	300	250	250	250

## Electrical Specifications, BASTA

<b>Frequency Band, MHz</b>	<b>694–703</b>	<b>703–790</b>	<b>790–890</b>	<b>890–960</b>	<b>1695–1920</b>	<b>1920–2180</b>	<b>2300–2690</b>
<b>Gain by all Beam Tilts, average, dBi</b>	13.5	13.5	13.8	14	16.6	17.2	17.8
<b>Gain by all Beam Tilts Tolerance, dB</b>	±0.2	±0.3	±0.3	±0.5	±0.8	±0.5	±0.6
<b>Gain by Beam Tilt, average, dBi</b>	2° 13.5 8° 13.5 15° 13.6	2° 13.6 8° 13.6 15° 13.4	2° 13.9 8° 13.8 15° 13.6	2° 14.2 8° 14.1 15° 13.7	2° 16.6 7° 16.8 12° 16.3	2° 17.1 7° 17.4 12° 16.9	2° 17.8 7° 18.0 12° 17.1
<b>Beamwidth, Horizontal Tolerance, degrees</b>	±1.2	±1.5	±1.6	±3	±7.3	±7.2	±4.7
<b>Beamwidth, Vertical Tolerance, degrees</b>	±0.7	±1.2	±1	±1.1	±0.5	±0.6	±0.3
<b>USLS, beampeak to 20° above beampeak, dB</b>	18	19	20	16	12	13	12
<b>Front-to-Back Total Power at 180° ± 30°, dB</b>	21	24	23	22	23	23	24
<b>CPR at Boresight, dB</b>	20	20	21	19	15	17	21
<b>CPR at Sector, dB</b>	8	8	9	9	11	11	7

## Mechanical Specifications

<b>Wind Loading @ Velocity, frontal</b>	205.0 N @ 150 km/h (46.1 lbf @ 150 km/h)
<b>Wind Loading @ Velocity, lateral</b>	169.0 N @ 150 km/h (38.0 lbf @ 150 km/h)
<b>Wind Loading @ Velocity, maximum</b>	396.0 N @ 150 km/h (89.0 lbf @ 150 km/h)
<b>Wind Loading @ Velocity, rear</b>	208.0 N @ 150 km/h (46.8 lbf @ 150 km/h)
<b>Wind Speed, maximum</b>	241 km/h (150 mph)

## Packaging and Weights

<b>Width, packed</b>	429 mm   16.89 in
<b>Depth, packed</b>	329 mm   12.953 in

# RV65A-2X2

---

**Length, packed** 1672 mm | 65.827 in

**Weight, gross** 30.5 kg | 67.241 lb

## Regulatory Compliance/Certifications

Agency	Classification
CE	Compliant with the relevant CE product directives
CHINA-ROHS	Above maximum concentration value
ISO 9001:2015	Designed, manufactured and/or distributed under this quality management system
ROHS	Compliant/Exempted
UK-ROHS	Compliant/Exempted



## Included Products

BSAMNT-OFFSET – Forward Offset Pipe Mounting Kit for 4.5 in (114.3 mm) OD round members

## \* Footnotes

**Performance Note** Severe environmental conditions may degrade optimum performance