


RYVV-65B-R4-V2



8-port sector antenna, 2x 694–960, 2x 1427–1518 and 4x 1695–2690 MHz, 65° HPBW, 4x RET

- Includes 2-Ports which support operation over 1427-1518 MHz (including 1400 MHz “L-Band” applications in Europe)
- All Internal RET actuators are connected in “Cascaded SRET” configuration
- Uses the 4.3-10 connector which is 40 percent smaller than the 7-16 DIN connector

OBSOLETE

This product was discontinued on: March 27, 2020

General Specifications

Antenna Type	Sector
Band	Multiband
Grounding Type	RF connector inner conductor and body grounded to reflector and mounting bracket
Performance Note	Outdoor usage Wind loading figures are validated by wind tunnel measurements described in white paper WP-112534-EN
Radome Material	Fiberglass, UV resistant
Reflector Material	Aluminum
RF Connector Interface	4.3-10 Female
RF Connector Location	Bottom
RF Connector Quantity, high band	6
RF Connector Quantity, low band	2
RF Connector Quantity, total	8

Remote Electrical Tilt (RET) Information

RET Hardware	CommRET v1
RET Interface	8-pin DIN Female 8-pin DIN Male
RET Interface, quantity	1 female 1 male
Input Voltage	10–30 Vdc
Internal RET	High band (3) Low band (1)
Power Consumption, idle state, maximum	1 W

RYVV-65B-R4-V2

Power Consumption, normal conditions, maximum 8 W
Protocol 3GPP/AISG 2.0 (Single RET)

Dimensions

Width 350 mm | 13.78 in
Depth 208 mm | 8.189 in
Length 1828 mm | 71.969 in
Net Weight, without mounting kit 25 kg | 55.115 lb

Array Layout




Array	Freq (MHz)	Conns	RET (SRET)	AISG RET UID
R1	694-960	1-2	1	CPxxxxxxxxxxxxxxxxR1
G1	1427-1518	3-4	2	CPxxxxxxxxxxxxxxxxG1
Y1	1695-2690	5-6	3	CPxxxxxxxxxxxxxxxxY1
Y2	1695-2690	7-8	4	CPxxxxxxxxxxxxxxxxY2

Left Right
Bottom

(Sizes of colored boxes are not true depictions of array sizes)

Port Configuration

RYVV-65B-R4-V2



Electrical Specifications

Impedance	50 ohm
Operating Frequency Band	1427 – 1518 MHz 1695 – 2690 MHz 694 – 960 MHz
Polarization	±45°
Total Input Power, maximum	800 W @ 50 °C

Electrical Specifications

Frequency Band, MHz	694–790	790–890	890–960	1427–1518	1695–1920	1920–2180	2300–2500	2500–2690
Gain, dBi	15.1	15.7	15.9	16	17.7	18.5	18.8	18.5
Beamwidth, Horizontal, degrees	67	65	63	66	60	60	62	63
Beamwidth, Vertical, degrees	11.8	10.6	9.8	7	5.5	5	4.4	4.1
Beam Tilt, degrees	2–14	2–14	2–14	2–12	2–12	2–12	2–12	2–12
USLS (First Lobe), dB	16	17	16	17	16	17	17	16
Front-to-Back Ratio at 180°, dB	31	33	34	31	31	36	35	31
Isolation, Cross Polarization, dB	28	28	28	28	28	28	28	28
Isolation, Inter-band, dB	30	30	30	28	30	30	30	30
VSWR Return loss, dB	1.5 14.0	1.5 14.0	1.5 14.0	1.5 14.0	1.5 14.0	1.5 14.0	1.5 14.0	1.5 14.0

RYVV-65B-R4-V2

PIM, 3rd Order, 2 x 20 W, dBc	-150	-150	-150	-150	-150	-150	-150	-150
Input Power per Port at 50°C, maximum, watts	300	300	300	250	250	250	200	200

Mechanical Specifications

Wind Loading @ Velocity, frontal	301.0 N @ 150 km/h (67.7 lbf @ 150 km/h)
Wind Loading @ Velocity, lateral	254.0 N @ 150 km/h (57.1 lbf @ 150 km/h)
Wind Loading @ Velocity, maximum	638.0 N @ 150 km/h (143.4 lbf @ 150 km/h)
Wind Loading @ Velocity, rear	319.0 N @ 150 km/h (71.7 lbf @ 150 km/h)
Wind Speed, maximum	241 km/h (150 mph)

Packaging and Weights

Width, packed	456 mm 17.953 in
Depth, packed	357 mm 14.055 in
Length, packed	1975 mm 77.756 in
Weight, gross	38.5 kg 84.878 lb

Regulatory Compliance/Certifications

Agency	Classification
CE	Compliant with the relevant CE product directives
CHINA-ROHS	Above maximum concentration value
ISO 9001:2015	Designed, manufactured and/or distributed under this quality management system
ROHS	Compliant/Exempted
UK-ROHS	Compliant/Exempted




Included Products

BSAMNT-3	–	Wide Profile Antenna Downtilt Mounting Kit for 2.4 - 4.5 in (60 - 115 mm) OD round members. Kit contains one scissor top bracket set and one bottom bracket set.
----------	---	--

* Footnotes

Performance Note	Severe environmental conditions may degrade optimum performance
-------------------------	---

BSAMNT-3



Wide Profile Antenna Downtilt Mounting Kit for 2.4 - 4.5 in (60 - 115 mm) OD round members. Kit contains one scissor top bracket set and one bottom bracket set.

Product Classification

Product Type Downtilt mounting kit

General Specifications

Application Outdoor

Color Silver

Dimensions

Compatible Diameter, maximum 115 mm | 4.528 in

Compatible Diameter, minimum 60 mm | 2.362 in

Weight, net 6.2 kg | 13.669 lb

Material Specifications

Material Type Galvanized steel

Packaging and Weights

Included Brackets | Hardware

Packaging quantity 1

Weight, gross 6.4 kg | 14.11 lb

Regulatory Compliance/Certifications

Agency	Classification
CE	Compliant with the relevant CE product directives
CHINA-ROHS	Below maximum concentration value
ISO 9001:2015	Designed, manufactured and/or distributed under this quality management system
REACH-SVHC	Compliant as per SVHC revision on www.commscope.com/ProductCompliance
ROHS	Compliant
UK-ROHS	Compliant

BSAMNT-3

