


RZVV-65A-R4



8-port sector antenna, 2x 694–960, 2x 1427–2690 and 4x 1695–2690 MHz, 65° HPBW, 4x RET

- All Internal RET actuators are connected in “Cascaded SRET” configuration
- Uses the 4.3-10 connector which is 40 percent smaller than the 7-16 DIN connector

OBSOLETE

This product was discontinued on: November 30, 2023

General Specifications

Antenna Type	Sector
Band	Multiband
Grounding Type	RF connector inner conductor and body grounded to reflector and mounting bracket
Performance Note	Outdoor usage Wind loading figures are validated by wind tunnel measurements described in white paper WP-112534-EN
Radome Material	Fiberglass, UV resistant
Reflector Material	Aluminum
RF Connector Interface	4.3-10 Female
RF Connector Location	Bottom
RF Connector Quantity, high band	6
RF Connector Quantity, low band	2
RF Connector Quantity, total	8

Remote Electrical Tilt (RET) Information

RET Hardware	CommRET v2
RET Interface	8-pin DIN Female 8-pin DIN Male
RET Interface, quantity	1 female 1 male
Input Voltage	10–30 Vdc
Internal RET	High band (3) Low band (1)
Power Consumption, idle state, maximum	1 W

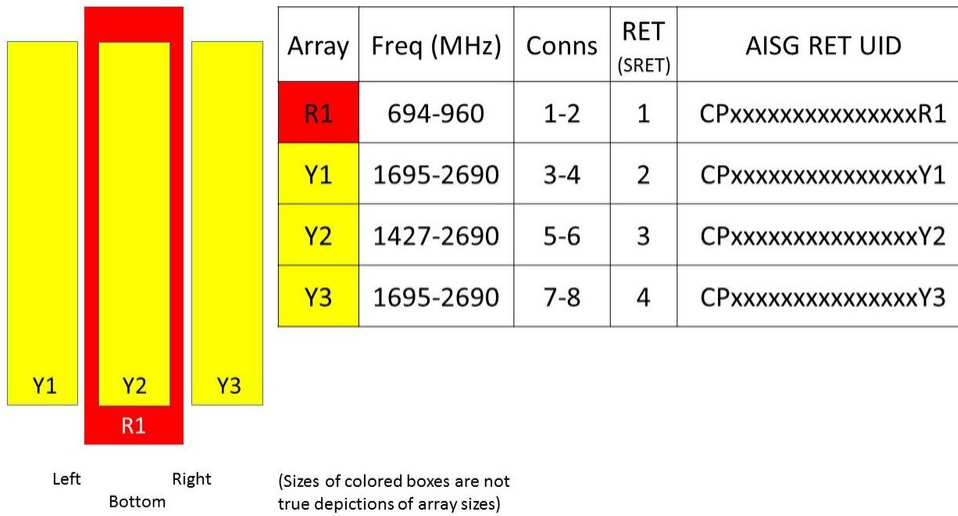
RZVV-65A-R4

Power Consumption, normal conditions, maximum	8 W
Protocol	3GPP/AISG 2.0 (Single RET)

Dimensions


Width	395 mm 15.551 in
Depth	203 mm 7.992 in
Length	1499 mm 59.016 in
Net Weight, without mounting kit	22.6 kg 49.824 lb

Array Layout



Port Configuration

RZVV-65A-R4



Electrical Specifications

Impedance	50 ohm
Operating Frequency Band	1427 – 2690 MHz 1695 – 2690 MHz 694 – 960 MHz
Polarization	±45°
Total Input Power, maximum	800 W @ 50 °C

Electrical Specifications

Frequency Band, MHz	694–790	790–890	890–960	1427–1518	1695–1920	1920–2180	2300–2500	2500–2690
Gain, dBi	13.8	14.2	14.2	15.3	16.8	17.6	18	17.9
Beamwidth, Horizontal, degrees	72	70	68	67	68	64	56	55
Beamwidth, Vertical, degrees	16.7	15.2	14.1	9.4	7.4	6.6	5.8	5.4
Beam Tilt, degrees	2–18	2–18	2–18	2–12	2–12	2–12	2–12	2–12
USLS (First Lobe), dB	20	19	17	18	20	19	18	17
Front-to-Back Ratio at 180°, dB	35	36	33	29	33	33	32	29
Isolation, Cross Polarization, dB	28	28	28	26	28	28	28	28
Isolation, Inter-band, dB	28	28	28	28	28	28	28	28
VSWR Return loss, dB	1.5 14.0	1.5 14.0	1.5 14.0	1.5 14.0	1.5 14.0	1.5 14.0	1.5 14.0	1.5 14.0

RZVV-65A-R4

PIM, 3rd Order, 2 x 20 W, dBc	-150	-150	-150	-150	-150	-150	-150	-150
Input Power per Port at 50°C, maximum, watts	300	300	300	250	250	250	200	200

Electrical Specifications, BASTA

Frequency Band, MHz	694–790	790–890	890–960	1427–1518	1695–1920	1920–2180	2300–2500	2500–2690
Gain by all Beam Tilts, average, dBi	13.5	13.9	13.9	14.9	16.3	17.1	17.6	17.4
Gain by all Beam Tilts Tolerance, dB	±0.3	±0.3	±0.4	±0.5	±0.8	±0.6	±0.5	±0.7
Gain by Beam Tilt, average, dBi	2° 13.5 10° 13.6 18° 13.3	2° 13.8 10° 14.0 18° 13.8	2° 13.9 10° 14.0 18° 13.6	2° 15.0 7° 15.0 12° 14.7	2° 16.1 7° 16.4 12° 16.1	2° 16.9 7° 17.3 12° 17.0	2° 17.6 7° 17.8 12° 17.2	2° 17.2 7° 17.6 12° 17.0
Beamwidth, Horizontal Tolerance, degrees	±2.5	±2.4	±2.1	±5.6	±6.1	±7.1	±5.5	±7.3
Beamwidth, Vertical Tolerance, degrees	±1.2	±0.8	±1	±0.6	±0.7	±0.6	±0.5	±0.3
USLS, beampeak to 20° above beampeak, dB				16	14	15	14	13
Front-to-Back Total Power at 180° ± 30°, dB	23	23	22	26	24	25	26	25
CPR at Boresight, dB	16	14	15	18	20	21	20	19
CPR at Sector, dB	10	9	7	8	8	10	8	4

Mechanical Specifications

Wind Loading @ Velocity, frontal	376.0 N @ 150 km/h (84.5 lbf @ 150 km/h)
Wind Loading @ Velocity, lateral	192.0 N @ 150 km/h (43.2 lbf @ 150 km/h)
Wind Loading @ Velocity, maximum	480.0 N @ 150 km/h (107.9 lbf @ 150 km/h)
Wind Loading @ Velocity, rear	361.0 N @ 150 km/h (81.2 lbf @ 150 km/h)
Wind Speed, maximum	241 km/h (150 mph)

Packaging and Weights

Width, packed	523 mm 20.591 in
Depth, packed	384 mm 15.118 in
Length, packed	1620 mm 63.78 in
Weight, gross	36.8 kg 81.13 lb

Regulatory Compliance/Certifications

Agency	Classification
---------------	-----------------------

RZVV-65A-R4

CHINA-ROHS	Above maximum concentration value
ISO 9001:2015	Designed, manufactured and/or distributed under this quality management system
ROHS	Compliant/Exempted
UK-ROHS	Compliant/Exempted



Included Products

BSAMNT-3	–	Wide Profile Antenna Downtilt Mounting Kit for 2.4 - 4.5 in (60 - 115 mm) OD round members. Kit contains one scissor top bracket set and one bottom bracket set.
----------	---	--

* Footnotes

Performance Note	Severe environmental conditions may degrade optimum performance
-------------------------	---

BSAMNT-3



Wide Profile Antenna Downtilt Mounting Kit for 2.4 - 4.5 in (60 - 115 mm) OD round members. Kit contains one scissor top bracket set and one bottom bracket set.

Product Classification

Product Type Downtilt mounting kit

General Specifications

Application Outdoor

Color Silver

Dimensions

Compatible Diameter, maximum 115 mm | 4.528 in

Compatible Diameter, minimum 60 mm | 2.362 in

Weight, net 6.2 kg | 13.669 lb

Material Specifications

Material Type Galvanized steel

Packaging and Weights

Included Brackets | Hardware

Packaging quantity 1

Weight, gross 6.4 kg | 14.11 lb

Regulatory Compliance/Certifications

Agency	Classification
CE	Compliant with the relevant CE product directives
CHINA-ROHS	Below maximum concentration value
ISO 9001:2015	Designed, manufactured and/or distributed under this quality management system
REACH-SVHC	Compliant as per SVHC revision on www.commscope.com/ProductCompliance
ROHS	Compliant
UK-ROHS	Compliant

BSAMNT-3

