RRZZVV-65A-R6N43



12-port sector antenna, 4 x 694–960, 4 x 1427–2690 and 4 x 1695-2690 MHz, 65° HPBW, 6x RET

- All Internal RET actuators are connected in “Cascaded SRET” configuration
- Retractable tilt indicator rods
- Antenna shape optimized for wind load reduction

Alternative products available:

RRZZVV-65AR6NV1	12-port sector antenna, 4x 694–960, 4x 1427–2690 and 4x 1695-2690 MHz, 65° HPBW, 6x RET

General Specifications

Antenna Type	Sector
Band	Multiband
Color	Light Gray (RAL 7035)
Grounding Type	RF connector inner conductor and body grounded to reflector and mounting bracket
Performance Note	Outdoor usage
Radome Material	Fiberglass, UV resistant
Reflector Material	Aluminum
RF Connector Interface	4.3-10 Female
RF Connector Location	Bottom
RF Connector Quantity, mid band	8
RF Connector Quantity, low band	4
RF Connector Quantity, total	12

Remote Electrical Tilt (RET) Information

RET Hardware	CommRET v2
RET Interface	8-pin DIN Female | 8-pin DIN Male
RET Interface, quantity	2 female | 2 male
Input Voltage	10–30 Vdc
Internal RET	Low band (2) | Mid band (4)
Power Consumption, active state, maximum	8 W

©2024 CommScope, Inc. All rights reserved. CommScope and the CommScope logo are registered trademarks of CommScope and/or its affiliates in the U.S. and other countries. For additional trademark information see https://www.commscope.com/trademarks. All product names, trademarks and registered trademarks are property of their respective owners. Revised: September 9, 2024

RRZZVV-65A-R6N43

Power Consumption, idle state, maximum	1 W
Protocol	3GPP/AISG 2.0 (Single RET)

Dimensions

Width	430 mm | 16.929 in
Depth	197 mm | 7.756 in
Length	1599 mm | 62.953 in
Net Weight, antenna only	30.4 kg | 67.02 lb

Array Layout



Array ID	Frequency (MHz)	RF Connector	RET (SRET)	AISG No.	AISG RET UID
R1	694-960	1 - 2	1	AISG1	CPxxxxxxxxxxxxxxxR1
R2	694-960	3 - 4	2	AISG1	CPxxxxxxxxxxxxxxxR2
Y1	1695-2690	5 - 6	3	AISG1	CPxxxxxxxxxxxxxxxY1
Y2	1427-2690	7 - 8	4	AISG1	CPxxxxxxxxxxxxxxxY2
Y3	1427-2690	9 - 10	5	AISG1	CPxxxxxxxxxxxxxxxY3
Y4	1695-2690	11 - 12	6	AISG1	CPxxxxxxxxxxxxxxxY4

(Sizes of colored boxes are not true depictions of array sizes)

Port Configuration

©2024 CommScope, Inc. All rights reserved. CommScope and the CommScope logo are registered trademarks of CommScope and/or its affiliates in the U.S. and other countries. For additional trademark information see https://www.commscope.com/trademarks. All product names, trademarks and registered trademarks are property of their respective owners. Revised: September 9, 2024

RRZZVV-65A-R6N43



Logo Image



Electrical Specifications

Impedance	50 ohm
Operating Frequency Band	1427 – 2690 MHz | 1695 – 2690 MHz | 694 – 960 MHz
Polarization	±45°
Total Input Power, maximum	900 W @ 50 °C

Electrical Specifications

Frequency Band, MHz	**694–806**	**790–894**	**890–960**	**1427–1518**	**1695–1995**	**1920–2300**	**2300–2500**
Beamwidth, Horizontal,	59	55	57	71	67	63	59

©2024 CommScope, Inc. All rights reserved. CommScope and the CommScope logo are registered trademarks of CommScope and/or its affiliates in the U.S. and other countries. For additional trademark information see https://www.commscope.com/trademarks. All product names, trademarks and registered trademarks are property of their respective owners. Revised: September 9, 2024

degrees							
Beamwidth, Vertical, degrees	13.4	12	11.2	7.8	6.3	5.6	4.9
Beam Tilt, degrees	2–16	2–16	2–16	2–12	2–12	2–12	2–12
USLS (First Lobe), dB	14	14	13	13	15	16	17
Front-to-Back Ratio at 180°, dB	26	25	26	27	32	33	31
Isolation, Cross Polarization, dB	26	26	26	26	26	26	26
Isolation, Inter-band, dB	25	26	26	25	26	26	26
VSWR | Return loss, dB	1.5 | 14.0	1.5 | 14.0	1.5 | 14.0	1.5 | 14.0	1.5 | 14.0	1.5 | 14.0	1.5 | 14.0
PIM, 3rd Order, 2 x 20 W, dBc	-153	-153	-153	-153	-153	-153	-153
Input Power per Port at 50°C, maximum, watts	300	300	300	250	250	250	200

Electrical Specifications

Frequency Band, MHz	**2490–2690**	**1695–1995**	**1920–2300**	**2300–2500**	**2490–2690**
Beamwidth, Horizontal, degrees	57	74	64	63	61
Beamwidth, Vertical, degrees	4.7	6.3	5.6	5	4.7
Beam Tilt, degrees	2–12	2–12	2–12	2–12	2–12
USLS (First Lobe), dB	16	17	17	18	18
Front-to-Back Ratio at 180°, dB	31	31	30	29	32
Isolation, Cross Polarization, dB	26	27	27	27	27
Isolation, Inter-band, dB	26	26	26	27	27
VSWR | Return loss, dB	1.5 | 14.0	1.5 | 14.0	1.5 | 14.0	1.5 | 14.0	1.5 | 14.0
PIM, 3rd Order, 2 x 20 W, dBc	-153	-153	-153	-153	-153
Input Power per Port at 50°C, maximum, watts	200	250	250	200	200

Mechanical Specifications

Wind Loading @ Velocity, frontal	370.0 N @ 150 km/h (83.2 lbf @ 150 km/h)
Wind Loading @ Velocity, lateral	186.0 N @ 150 km/h (41.8 lbf @ 150 km/h)
Wind Loading @ Velocity, maximum	557.0 N @ 150 km/h (125.2 lbf @ 150 km/h)
Wind Loading @ Velocity, rear	237.0 N @ 150 km/h (53.3 lbf @ 150 km/h)
Wind Speed, maximum	241 km/h (150 mph)

©2024 CommScope, Inc. All rights reserved. CommScope and the CommScope logo are registered trademarks of CommScope and/or its affiliates in the U.S. and other countries. For additional trademark information see https://www.commscope.com/trademarks. All product names, trademarks and registered trademarks are property of their respective owners. Revised: September 9, 2024

RRZZVV-65A-R6N43

Packaging and Weights

Width, packed	530 mm | 20.866 in
Depth, packed	349 mm | 13.74 in
Length, packed	1771 mm | 69.724 in
Weight, gross	40.2 kg | 88.626 lb

Regulatory Compliance/Certifications

Agency	Classification
CHINA-ROHS	Above maximum concentration value
ISO 9001:2015	Designed, manufactured and/or distributed under this quality management system
ROHS	Compliant/Exempted
UK-ROHS	Compliant/Exempted

Included Products

BSAMNT-3	–	Wide Profile Antenna Downtilt Mounting Kit for 2.4 - 4.5 in (60 - 115 mm) OD round members. Kit contains one scissor top bracket set and one bottom bracket set.

* Footnotes

Performance Note	Severe environmental conditions may degrade optimum performance

©2024 CommScope, Inc. All rights reserved. CommScope and the CommScope logo are registered trademarks of CommScope and/or its affiliates in the U.S. and other countries. For additional trademark information see https://www.commscope.com/trademarks. All product names, trademarks and registered trademarks are property of their respective owners. Revised: September 9, 2024