


# 10P-2L8M-B5-V2



10-port sector antenna, 2x 694–960 and 8x 1695–2690 MHz, 65° HPBW, 5x RET

- All Internal RET actuators are connected in “Cascaded SRET” configuration
- Utilizes RET-PMOD-A20-5A07

## OBSOLETE

This product was discontinued on: **March 31, 2023**

### Replaced By:

10P-2L8M-B5

10-port sector antenna, 2x 694–960 and 8x 1695–2690 MHz, 65° HPBW, 5x RET

## General Specifications

<b>Antenna Type</b>	Sector
<b>Band</b>	Multiband
<b>Grounding Type</b>	RF connector inner conductor and body grounded to reflector and mounting bracket
<b>Performance Note</b>	Outdoor usage
<b>Radome Material</b>	Fiberglass, UV resistant
<b>Radiator Material</b>	Low loss circuit board
<b>Reflector Material</b>	Aluminum
<b>RF Connector Interface</b>	7-16 DIN Female
<b>RF Connector Location</b>	Bottom
<b>RF Connector Quantity, high band</b>	8
<b>RF Connector Quantity, low band</b>	2
<b>RF Connector Quantity, total</b>	10

## Remote Electrical Tilt (RET) Information

<b>RET Hardware</b>	CommRET v2
<b>RET Interface</b>	2x 8 pin connector as per IEC 60130-9 Daisy chain in: Male / Daisy chain out: Female Pin3: RS485A(AISG_B), Pin5: RS485B(AISG_A), Pin6: DC 10~30V, Pin7: DC_ Return

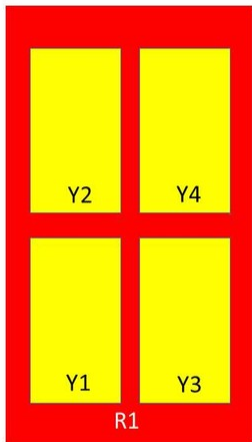
# 10P-2L8M-B5-V2

<b>RET Interface, quantity</b>	1 female   1 male
<b>Input Voltage</b>	10-30 Vdc
<b>Internal RET</b>	High band (4)   Low band (1)
<b>Power Consumption, idle state, maximum</b>	2 W
<b>Power Consumption, normal conditions, maximum</b>	10 W
<b>Protocol</b>	3GPP/AISG 2.0 (Single RET)

## Dimensions

<b>Width</b>	301 mm   11.85 in
<b>Depth</b>	181 mm   7.126 in
<b>Length</b>	2090 mm   82.284 in
<b>Net Weight, without mounting kit</b>	21.9 kg   48.281 lb

## Array Layout




Array	Freq (MHz)	Conns	RET (SRET)	AISG RET UID
R1	694-960	1-2	1	CPxxxxxxxxxxxxxxxxR1
Y1	1695-2690	3-4	2	CPxxxxxxxxxxxxxxxxY1
Y2	1695-2690	5-6	3	CPxxxxxxxxxxxxxxxxY2
Y3	1695-2690	7-8	4	CPxxxxxxxxxxxxxxxxY3
Y4	1695-2690	9-10	5	CPxxxxxxxxxxxxxxxxY4

Left      Right  
Bottom

(Sizes of colored boxes are not true depictions of array sizes)

## Port Configuration

# 10P-2L8M-B5-V2



## Electrical Specifications

<b>Impedance</b>	50 ohm
<b>Operating Frequency Band</b>	1695 – 2690 MHz   694 – 960 MHz
<b>Polarization</b>	±45°
<b>Total Input Power, maximum</b>	900 W

## Electrical Specifications

Frequency Band, MHz	694–790	790–890	890–960	1695–1920	1920–2200	2300–2500	2500–2690
<b>Gain, dBi</b>	15.5	15.8	16.1	16.6	16.9	16.9	17.1
<b>Beamwidth, Horizontal, degrees</b>	73	70	68	63	62	60	63
<b>Beamwidth, Vertical, degrees</b>	10.7	9.6	8.9	8.7	7.9	6.9	6.5
<b>Beam Tilt, degrees</b>	0–12	0–12	0–12	0–12	0–12	0–12	0–12
<b>USLS (First Lobe), dB</b>	17	17	20	17	18	20	20
<b>Front-to-Back Ratio at 180°, dB</b>	32	32	30	34	34	32	36
<b>Front-to-Back Ratio, Copolarization 180° ± 30°, dB</b>	27	27	27	29	29	30	30
<b>Isolation, Cross Polarization, dB</b>	25	25	25	25	25	25	25

# 10P-2L8M-B5-V2

<b>Isolation, Inter-band, dB</b>	25	25	25	25	25	25	25
<b>VSWR   Return loss, dB</b>	1.5 14.0	1.5 14.0	1.5 14.0	1.5 14.0	1.5 14.0	1.5 14.0	1.5 14.0
<b>PIM, 3rd Order, 2 x 20 W, dBc</b>	-150	-150	-150	-150	-150	-150	-150
<b>Input Power per Band, total, watts</b>	300	300	300	250	250	250	250

## Electrical Specifications, BASTA

<b>Frequency Band, MHz</b>	<b>694–790</b>	<b>790–890</b>	<b>890–960</b>	<b>1695–1920</b>	<b>1920–2200</b>	<b>2300–2500</b>	<b>2500–2690</b>
<b>Gain by all Beam Tilts, average, dBi</b>	15.3	15.6	15.8	15.9	16.5	16.5	16.7
<b>Gain by all Beam Tilts Tolerance, dB</b>	±0.3	±0.3	±0.4	±0.9	±0.6	±0.6	±0.5
<b>Beamwidth, Horizontal Tolerance, degrees</b>	±2.5	±1.6	±1.2	±5.3	±4.6	±5.8	±5.3
<b>Beamwidth, Vertical Tolerance, degrees</b>	±0.6	±0.7	±0.5	±0.5	±0.6	±0.4	±0.3
<b>Front-to-Back Total Power at 180° ± 30°, dB</b>	22	23	24	27	27	27	28
<b>CPR at Boresight, dB</b>	22	25	25	16	18	19	18
<b>CPR at Sector, dB</b>	13	10	9	11	10	7	8

## Mechanical Specifications

<b>Mechanical Tilt Range</b>	0°–16°
<b>Wind Loading @ Velocity, frontal</b>	327.0 N @ 150 km/h (73.5 lbf @ 150 km/h)
<b>Wind Loading @ Velocity, lateral</b>	272.0 N @ 150 km/h (61.1 lbf @ 150 km/h)
<b>Wind Loading @ Velocity, maximum</b>	631.0 N @ 150 km/h (142.0 lbf @ 150 km/h)
<b>Wind Loading @ Velocity, rear</b>	376.0 N @ 150 km/h (84.5 lbf @ 150 km/h)
<b>Wind Speed, maximum</b>	241 km/h (150 mph)

## Packaging and Weights

<b>Width, packed</b>	441 mm   17.362 in
<b>Depth, packed</b>	337 mm   13.268 in
<b>Length, packed</b>	2234 mm   87.953 in
<b>Weight, gross</b>	34.7 kg   76.5 lb

## Regulatory Compliance/Certifications

<b>Agency</b>	<b>Classification</b>
---------------	-----------------------

# 10P-2L8M-B5-V2

---

CHINA-ROHS	Below maximum concentration value
REACH-SVHC	Compliant as per SVHC revision on <a href="http://www.commscope.com/ProductCompliance">www.commscope.com/ProductCompliance</a>
ROHS	Compliant
UK-ROHS	Compliant




## Included Products

BSAMNT-3	-	Wide Profile Antenna Downtilt Mounting Kit for 2.4 - 4.5 in (60 - 115 mm) OD round members. Kit contains one scissor top bracket set and one bottom bracket set.
----------	---	--

## \* Footnotes

<b>Performance Note</b>	Severe environmental conditions may degrade optimum performance
-------------------------	---

# BSAMNT-3



Wide Profile Antenna Downtilt Mounting Kit for 2.4 - 4.5 in (60 - 115 mm) OD round members. Kit contains one scissor top bracket set and one bottom bracket set.

## Product Classification

**Product Type** Downtilt mounting kit

## General Specifications

**Application** Outdoor

**Color** Silver

## Dimensions

**Compatible Diameter, maximum** 115 mm | 4.528 in

**Compatible Diameter, minimum** 60 mm | 2.362 in

**Weight, net** 6.2 kg | 13.669 lb

## Material Specifications

**Material Type** Galvanized steel

## Packaging and Weights

**Included** Brackets | Hardware

**Packaging quantity** 1

**Weight, gross** 6.4 kg | 14.11 lb

## Regulatory Compliance/Certifications

Agency	Classification
CE	Compliant with the relevant CE product directives
CHINA-ROHS	Below maximum concentration value
ISO 9001:2015	Designed, manufactured and/or distributed under this quality management system
REACH-SVHC	Compliant as per SVHC revision on <a href="http://www.commscope.com/ProductCompliance">www.commscope.com/ProductCompliance</a>
ROHS	Compliant
UK-ROHS	Compliant

# BSAMNT-3

---

