

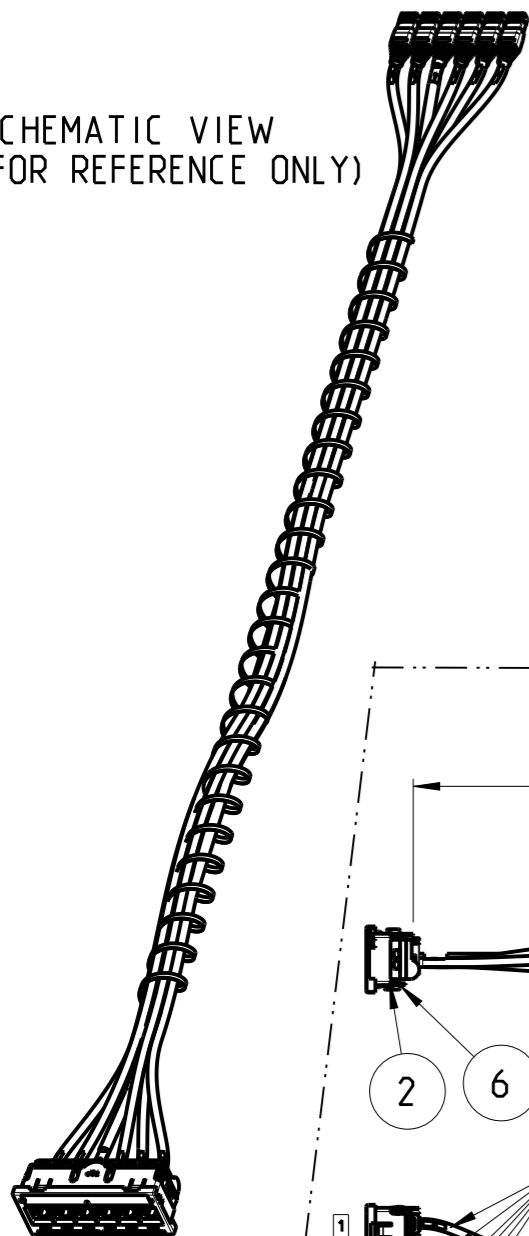
THIS DRAWING IS UNPUBLISHED.
© 2016 COMMSCOPE, INC. CONFIDENTIAL

RELEASED FOR PUBLICATION
NOTICE: THESE DRAWINGS AND SPECIFICATIONS ARE THE PROPRIETARY PROPERTY OF COMMSCOPE, INC. AND MAY BE USED ONLY FOR THE SPECIFIC PURPOSE AUTHORIZED IN WRITING BY COMMSCOPE, INC.

REVISIONS

P	LTR	DESCRIPTION	DATE	DWN	APVD
A		FIRST ISSUE. RELEASED	05FEB2014	ACG	JS
B		MCO#- 40024611MCO	09SEP2015	ACG	JS
C		REV PER ECN BNS_CD_BRAND	06FEB2017	GG	DC

SCHEMATIC VIEW
(FOR REFERENCE ONLY)



1. PRODUCT: 100% FACTORY TESTED.
 2. PRODUCT COMPATIBILITY (ADDITIONAL INFORMATION):
 - > UCP PANELS: PN 1-1671590-1/ ANGLED AND PN 1-1671594-1 / FLUSH-MOUNT. (INST.SHEET 411-117007).
 - > IDENTIFICATION ICONS: PN 558176-X, PN 558198-X, PN 558199-X, PN 558821-X and 1375092-X.
- ALL THOSE PRODUCTS/ACCESORIES ARE NOT INCLUDED IN THIS KIT. TO BE ORDERED SEPARATELY.
- 3 ALL 6 CABLES SHALL BE BUNDLED USING APPROVED TAPING METHOD. GAP BETWEEN TAPES: APPROX. 1.0 m OR OTHER APPROVED. (HELICOIDAL CABLE BUNDLE SHOWN ON VIEW IS FOR REFERENCE ONLY).
 - 4 PRODUCT LABELING: ACCORDING TO SPEC. 107-93008 (LOCATEC APPROX. AS SHOWN).

5. PRODUCT PACKAGING: ACCORDING TO PACK. SPEC. 107-117011, WITH CORRESPONDING LABEL. SHALL CONFORM TO SPEC. 107-64

3 OVERALL LENGTH OF CABLE ASSEMBLY (DIM A): Min. -0, Max: +2% AVAILABLE LENGTHS: Refer to COMMSCOPE Catalogue.


4 PORT ID LABELS, ACCORDING TO DETAIL NUMBERING (BOTH SIDES).

8. ALL DIMENSIONS ARE SHOWN FOR REFERENCE ONLY.

6	WHITE	BOOT. HOODED .0.310	15
6	--	MOD. PLUG 0.053 MAX. WIRE CAT. 6 SHLD. 0.310 CABLE	14
1	WHITE	PRODUCT LABEL (NOT SHOWN)	13
2	TRANSP.	NUMBER LABELS. for EACH INDV.CABLE	12
Depends/Length	WHITE	TAPE for CABLE BUNDLE	11
1	--	QC - document 108-117000 (NOT SHOWN)	10
1	BLACK	ID LABEL 1-6	9
1	TRANSP.	LABEL COVER	8
1	WHITE, PAPER	LABEL SHEET	7
1	--	GROUNDING SPRING CLIP	6
Depends/Length	--	CAT. 6A. PR4. F/FTP. LSZH. AWG 23 Solid	5
6	--	AMP-TWIST. 6AS SL JACK W/O DUST COVER	4
1	--	METAL FRAME. SIGMA-LINK QUICK-FIT	3
1	BLACK	HOLDER. SIGMA-LINK QUICK-FIT	2
1	BLACK	FRONT COVER. SIGMA-LINK QUICK-FIT	1
QTY.	COLOR	DESCRIPTION	ITEM

DIM A

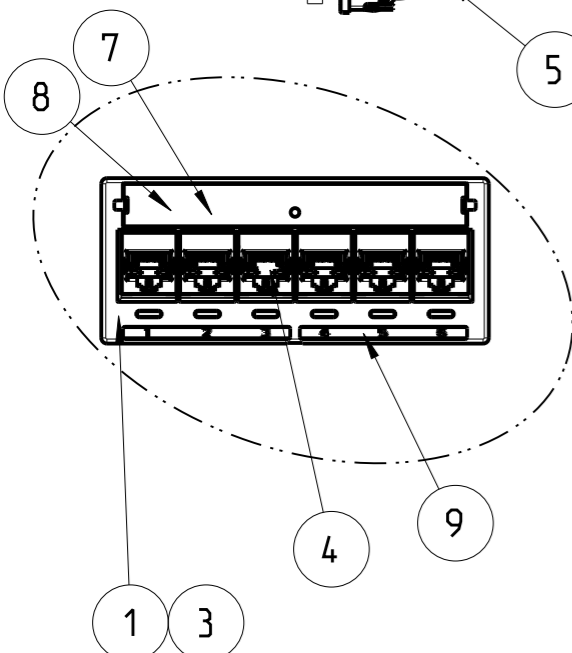
5 6



400 BOTH SIDES

LOCATION RANGE 410 / 500

SCHEMATIC VIEW
(FOR REFERENCE ONLY)



THIS DRAWING IS A CONTROLLED DOCUMENT.

DIMENSIONS:	TOLERANCES UNLESS OTHERWISE SPECIFIED:
mm	
	0 PLC ±20.0
	1 PLC ±13.0
	2 PLC ±
	3 PLC ±
	4 PLC ±
	ANGLES ±2°
MATERIAL	FINISH
-	-
-	-

DWN	A.CARRERAS	05FEB2014
CHK	L.COBACHO	05FEB2014
APVD	J.SANABRA	05FEB2014
PRODUCT SPEC	-	-
APPLICATION SPEC	-	-
WEIGHT	-	-
Customer Drawing		

COMMSCOPE, INC.				
NAME				
S-Link QF Cable Assembly				
STP Class EA / H to Plug				
SIZE	CAGE CODE	DRAWING NO	RESTRICTED TO	
A3	-	C-2153149	-	
SCALE		SHEET	OF	REV
NTS		1	1	C