


CVV65CSX-M | CVV65CSX-3X2



6-port sector antenna, 2x 790–960 and 4 x 1710–2690 MHz, 65° HPBW, RET compatible

- Three DualPol® antennas under one radome
- Utilizes AccuRET® actuator(s) on the back of the antenna

OBSOLETE

This product was discontinued on: **November 30, 2023**

Replaced By:

RVV-65D-R3	6-port sector antenna, 2 x 694-960 and 4x 1695–2690 MHz, 65° HPBW, 3x RET
RVV-65D-R3VB	6-port sector antenna, 2x 694–960 and 4x 1695–2690 MHz, 65° HPBW, 3x RET

General Specifications

Antenna Type	Sector
Band	Multiband
Color	Light Gray (RAL 7035)
Grounding Type	RF connector inner conductor and body grounded to reflector and mounting bracket
Performance Note	Outdoor usage Wind loading figures are validated by wind tunnel measurements described in white paper WP-112534-EN
Radome Material	Fiberglass, UV resistant
Radiator Material	Copper Low loss circuit board
Reflector Material	Aluminum
RF Connector Interface	7-16 DIN Female
RF Connector Location	Bottom
RF Connector Quantity, high band	4
RF Connector Quantity, low band	2
RF Connector Quantity, total	6

Remote Electrical Tilt (RET) Information


Model with Factory Installed AISG 2.0 Actuator	CVV65CSX-3X2
---	--------------

CVV65CSX-M | CVV65CSX-3X2

Dimensions

Width	301 mm 11.85 in
Depth	181 mm 7.126 in
Length	2453 mm 96.575 in
Net Weight, without mounting kit	22.2 kg 48.943 lb

Array Layout




Array	Freq (MHz)	Conns
R1	790-960	1-2
Y1	1710-2690	3-4
Y2	1710-2690	5-6

Left Right
Bottom

(Sizes of colored boxes are not true depictions of array sizes)

Port Configuration

CVV65CSX-M | CVV65CSX-3X2



Electrical Specifications

Impedance	50 ohm
Operating Frequency Band	1710 – 2690 MHz 790 – 960 MHz
Polarization	±45°

Electrical Specifications

Frequency Band, MHz	790–896	870–960	1710–1880	1850–1990	1920–2180	2300–2500	2500–2690
Gain, dBi	16.7	16.9	17.9	18.3	18.5	18	18.8
Beamwidth, Horizontal, degrees	62	61	70	68	67	58	60
Beamwidth, Vertical, degrees	8.2	7.6	5.6	5.3	5.1	4.3	4.1
Beam Tilt, degrees	0–10	0–10	2–12	2–12	2–12	2–12	2–12
USLS (First Lobe), dB	15	15	15	16	16	15	15
Front-to-Back Ratio at 180°, dB	30	30	29	29	25	29	29
Isolation, Cross Polarization, dB	28	28	28	28	28	28	28
Isolation, Inter-band, dB	30	30	30	30	30	30	30
VSWR Return loss, dB	1.5 14.0	1.5 14.0	1.5 14.0	1.5 14.0	1.5 14.0	1.5 14.0	1.5 14.0
PIM, 3rd Order, 2 x 20 W, dBc	-150	-150	-150	-150	-150	-150	-150

CVV65CSX-M | CVV65CSX-3X2

Input Power per Port, maximum, watts	350	350	350	350	350	300	300
---	-----	-----	-----	-----	-----	-----	-----

Electrical Specifications, BASTA

Frequency Band, MHz	790–896	870–960	1710–1880	1850–1990	1920–2180	2300–2500	2500–2690
Gain by all Beam Tilts, average, dBi	16.4	16.5	17.3	17.5	17.7	17.7	17.9
Gain by all Beam Tilts Tolerance, dB	±0.4	±0.4	±0.2	±0.3	±0.5	±0.6	±0.4
Gain by Beam Tilt, average, dBi	0° 16.4 5° 16.4 10° 16.2	0° 16.5 5° 16.5 10° 16.2	2° 17.2 7° 17.4 12° 17.2	2° 17.3 7° 17.5 12° 17.4	2° 17.5 7° 17.8 12° 17.6	2° 17.5 7° 17.9 12° 17.5	2° 17.7 7° 18.1 12° 17.7
Beamwidth, Horizontal Tolerance, degrees	±2	±2	±3.2	±2.9	±5.5	±5.2	±5.8
Beamwidth, Vertical Tolerance, degrees	±0.5	±0.5	±0.3	±0.2	±0.3	±0.2	±0.2
USLS, beampeak to 20° above beampeak, dB	17	16	16	17	17	16	18
Front-to-Back Total Power at 180° ± 30°, dB	26	27	26	25	23	21	24
CPR at Boresight, dB	28	27	21	21	20	17	17
CPR at Sector, dB	13	14	12	10	10	5	6

Mechanical Specifications

Wind Loading @ Velocity, frontal	396.0 N @ 150 km/h (89.0 lbf @ 150 km/h)
Wind Loading @ Velocity, lateral	333.0 N @ 150 km/h (74.9 lbf @ 150 km/h)
Wind Loading @ Velocity, maximum	762.0 N @ 150 km/h (171.3 lbf @ 150 km/h)
Wind Loading @ Velocity, rear	401.0 N @ 150 km/h (90.1 lbf @ 150 km/h)
Wind Speed, maximum	241 km/h (150 mph)

Packaging and Weights

Width, packed	441 mm 17.362 in
Depth, packed	337 mm 13.268 in
Length, packed	2584 mm 101.732 in
Weight, gross	40.6 kg 89.508 lb

Regulatory Compliance/Certifications

Agency	Classification
CE	Compliant with the relevant CE product directives

CVV65CSX-M | CVV65CSX-3X2

CHINA-ROHS	Below maximum concentration value
ISO 9001:2015	Designed, manufactured and/or distributed under this quality management system
REACH-SVHC	Compliant as per SVHC revision on www.commscope.com/ProductCompliance
ROHS	Compliant
UK-ROHS	Compliant



Included Products

BSAMNT-OFFSET	– Forward Offset Pipe Mounting Kit for 4.5 in (114.3 mm) OD round members
---------------	---

* Footnotes

Performance Note	Severe environmental conditions may degrade optimum performance
-------------------------	---

BSAMNT-OFFSET



Forward Offset Pipe Mounting Kit for 4.5 in (114.3 mm) OD round members

Product Classification

Product Type Pipe mounting kit

General Specifications

Application Outdoor

Color Silver

Dimensions

Compatible Diameter, maximum 114.3 mm | 4.5 in

Compatible Diameter, minimum 61 mm | 2.402 in

Weight, net 3.5 kg | 7.716 lb

Material Specifications

Material Type Galvanized steel

Packaging and Weights

Included Brackets | Hardware

Packaging quantity 1

Regulatory Compliance/Certifications

Agency	Classification
CE	Compliant with the relevant CE product directives
CHINA-ROHS	Below maximum concentration value
ISO 9001:2015	Designed, manufactured and/or distributed under this quality management system
REACH-SVHC	Compliant as per SVHC revision on www.commscope.com/ProductCompliance
ROHS	Compliant
UK-ROHS	Compliant



BSAMNT-OFFSET
