

8

7

6

5

4

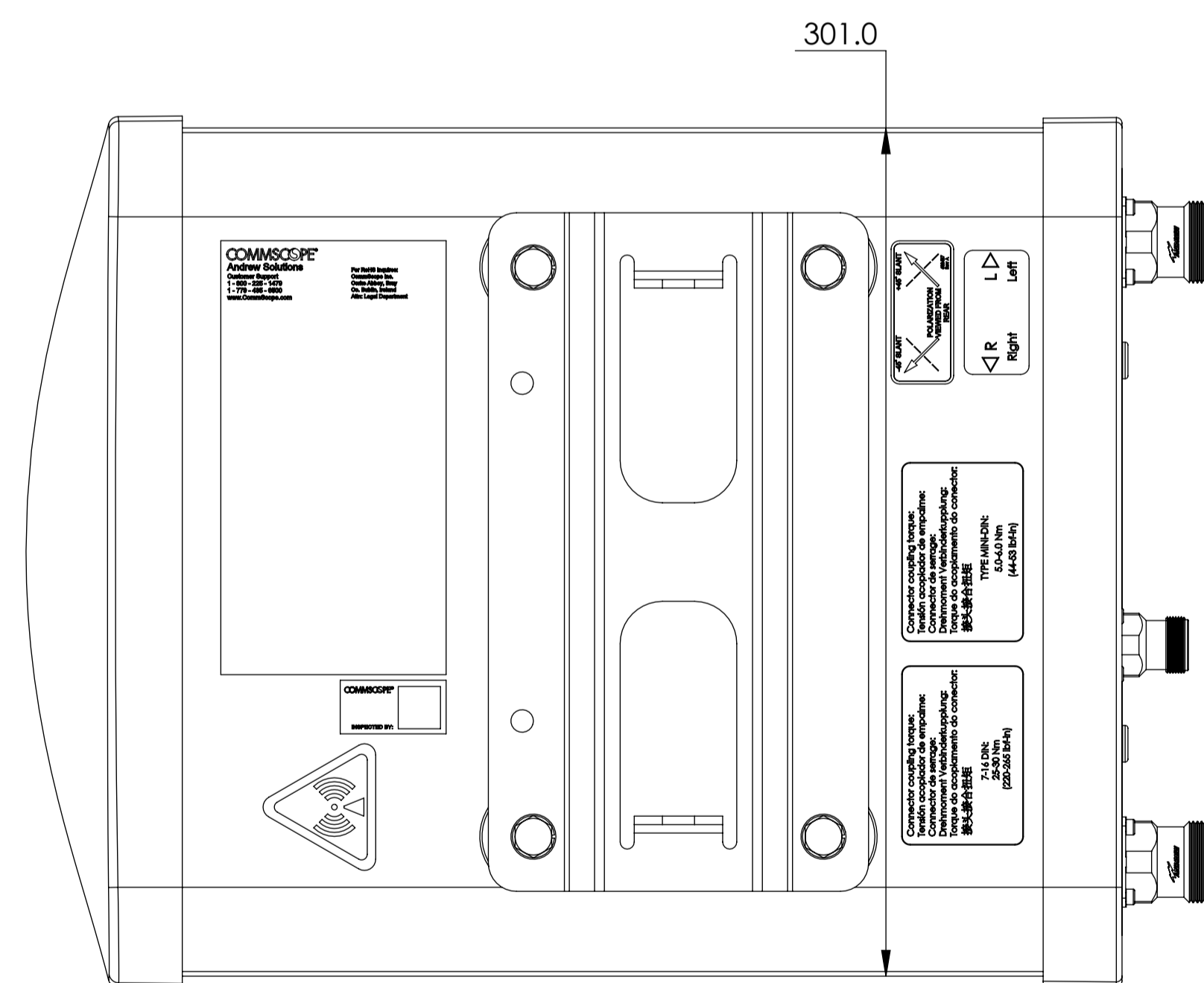
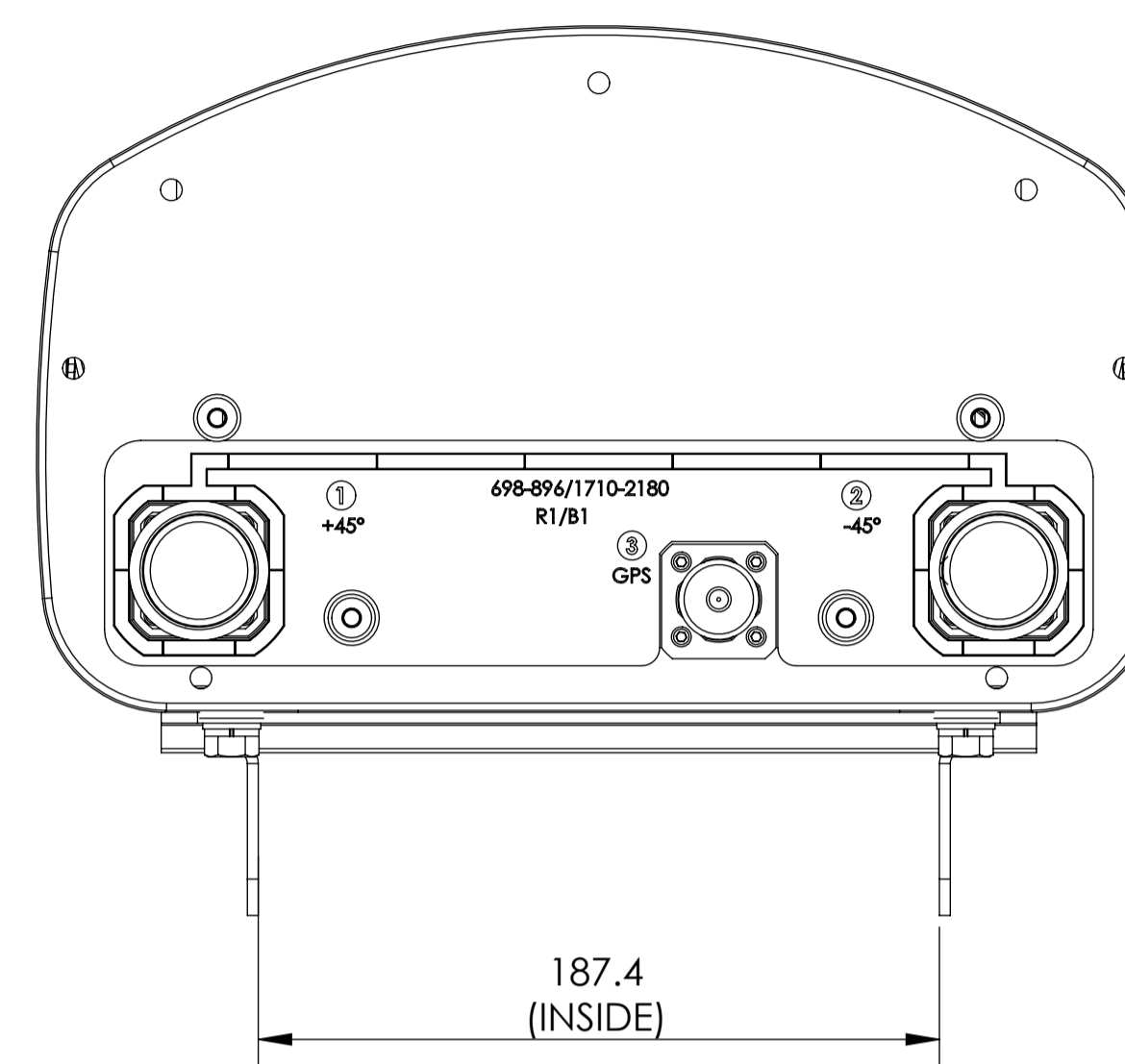
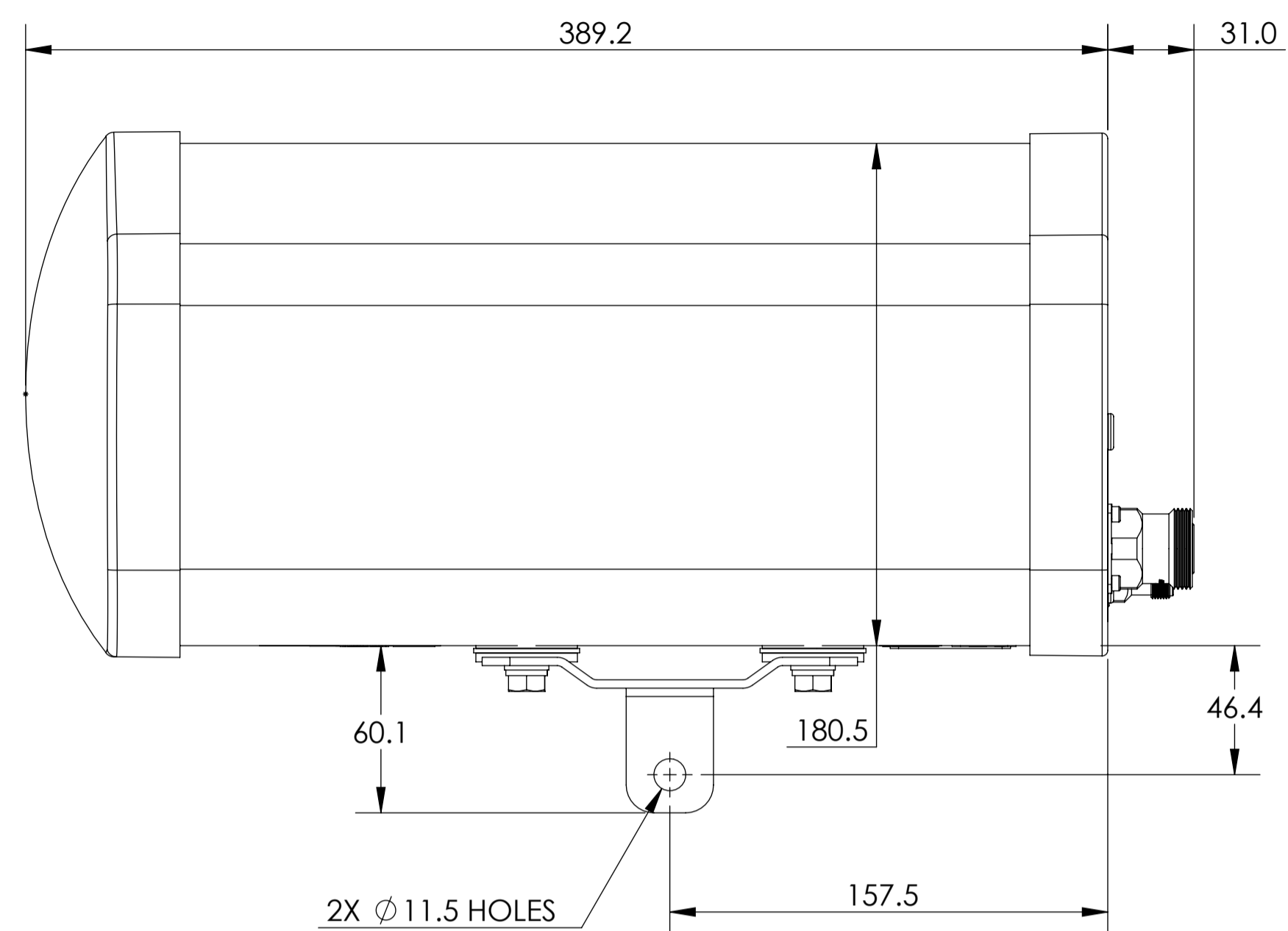
3

2

1

NOTES:

REVISIONS			
REV	DESCRIPTION	DATE	APPROVED
A	ECR 800001108: REL TO PRODUCTION PER EAO 600989.	30APR14 HH	HQ/ZHWL
C	ECR 8000005234: UPDATE DRAWING PER REDESIGN.	20SEP14 HH	HQ/ZHWL
D	ECR 8000007141: UPDATE DRAWING WITH LATEST MODEL.	04MAR15 ZW	EB/GD
E	ECR 8000014256: UPDATE DRAWING WITH LATEST MODEL.	26MAY16 RY	S.LIU/JIHE
F	ECR 8000019403: UPDATE DRAWING WITH LATEST MODEL.	10MAR17 ZLL	S.LIU/JIHE



NH65T-DG-F0

THIRD ANGLE PROJECTION

THIRD ANGLE PROJECTION

MATERIAL N/A	DENSITY: MASS:	UNLESS OTHERWISE SPECIFIED DIMENSIONS ARE IN MILLIMETERS INTERPRET PER ISO STANDARDS HANDBOOK, TECHNICAL DRAWINGS, VOLUMES 1 & 2, THIRD EDITION (2002)	WESTCHESTER, IL. 60154 U.S.A.				
FINISH N/A	TOLERANCES 0 PLACE X± 1 PLACE .X± 2 PLACE .XX± ANGLES ± ALL SURFACES ✓	THIRD ANGLE PROJECTION		PRODUCT DRAWING			
		DRAWN BY HH ECN 8000019403-O	SIZE A1	CAGE CODE 84147	DOCUMENT NO. NH65T-DG-F0-L		
NOTICE: These drawings and specifications are the proprietary property of ANDREW CORPORATION and may be used only for the specific purpose authorized in writing by Andrew.		AUTH. GROUP 23	MODEL	DRAWING	SHEET		
	VERSION 07	STATUS RE	REVISION H	VERSION 05	STATUS RE	REVISION F	1 OF 1

8

7

6

3

2

1