

Optical Passives (ISP)

OP3168P

Octal PON Filter

FEATURES

- Enables deployments of RFPON (RFoG with GEPON) applications when used with OR3144H receivers
- Eight PON filters in a single high density module
- One module supports two OR3144H receivers
- 3-port filters to combine or separate 1310/1490 PON signals from 1550/1610 RFoG wavelengths
- LC/APC connectors provide high density and performance
- Low insertion loss
- Totally passive module
- Simplifies RFPON installation and reduces rack space requirements
- Occupies one half-depth slot in CH3000



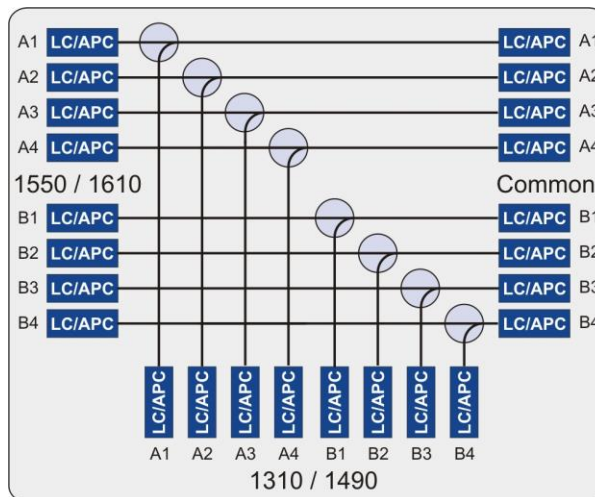

PRODUCT OVERVIEW

The ARRIS OP3168P Octal PON filter module provides eight 3-port combiner/separator filters that combine (or separate) 1310/1490 PON signals from 1550/1610 RFoG wavelengths. The module is designed to complement two OR3144H RFoG Diplexer/Return Receiver modules (versions supporting a 1610nm return wavelength, model number OR3144H-85-01-02-AL) to readily support up to eight RFPON (RFoG with GEPON) optical network segments. Having the PON filters in a separate passive module allows the network operator to initially deploy RFoG only using a 1610 nm return, while providing a simple migration path to later add 1310/1490 nm PON filters for RFPON support.

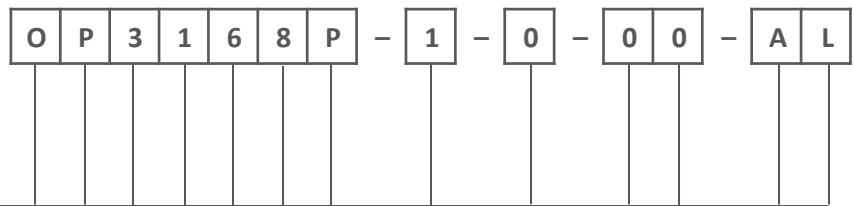
High density packaging enables network operators to install up to nine “groups” (each comprising a single OP3168P Filter side-by-side with two OR3144H modules) in a single 3RU chassis, and thus providing support for up to 72 RFPON network segments per chassis. Assuming 32 CPEs per network segment, a single chassis can thus support deployments to over 2,300 residences.

The filter is packaged in an LGX compatible module and can be mounted in the CH3000 chassis, occupying one half-depth slot. The compact design minimizes rack space requirements in headends or hubs and enhances deployment of fiber-to-the-home (FTTH) networks. Additionally, the compact single-width module design can be plugged in either the front or rear of the CH3000 3RU chassis to optimize equipment installation and operating conditions. It is designed to be used in controlled indoor environments within a temperature range of -20° to +65°C.

SPECIFICATIONS	
Characteristics	Specification
Physical	
Dimensions	6.5" D x 4.3" H x 1.0" W (3RU) (16.5 cm x 11 cm x 2.5 cm)
Weight	1.5 lbs (0.68 kg)
Environmental	
Operating temperature range	-20° to +65°C (-4° to +149°F)
Storage temperature range	-40° to +85°C (-40° to +185°F)
Humidity	5% to 95% non-condensing
General	
Nominal wavelengths	<ul style="list-style-type: none"> Broadcast pass-through: 1550 nm (via 1550/1610 ports) PON downstream: 1490 nm (via 1310/1490 ports) PON upstream: 1310 nm (via Common ports) RFoG upstream: 1610 nm (via Common ports)
Optical	
1550/1610 ports to Common ports	<ul style="list-style-type: none"> Passband: 1530–1620 nm Insertion loss, max: 1.3 dB Isolation of 1550 nm to 1310/1490 port, min: 50 dB Isolation of 1610 nm to 1310/1490 port, min: 15 dB
1310/1490 ports to Common ports	<ul style="list-style-type: none"> Passband: 1260–1510 nm Insertion loss, max: 1.2 dB Isolation of 1310 nm to 1550/1610 port, min: 30 dB Isolation of 1490 nm to 1550/1610 port, min: 50 dB
Return loss, min	45 dB
Power handling, max (any input port)	21.8 dBm
Connectors	
Total 24 LC/APC connectors	<ul style="list-style-type: none"> 8 Common for Access Network (ports A1-A4 and B1-B4) 8 1550/1610 (for BC/RFoG, ports A1-A4 and B1-B4) 8 1310/1490 (for PON OLT, ports A1-A4 and B1-B4)



ORDERING INFORMATION



Eight PON filters in a passive module (configured with 8 1550/1610 RFoG input/output ports, 8 OLT-facing 1490-fwd/1310-rtn PON I/O ports, and 8 Access Network I/O ports, all with LC/APC connectors)

RELATED PRODUCTS

CH3000 Chassis	Optical Patch Cords
Optical Transmitters	Optical Passives
HPON™	Installation Services

Customer Care

Contact Customer Care for product information and sales:

- United States: 866-36-ARRIS
- International: +1-678-473-5656

Note: Specifications are subject to change without notice.

Copyright Statement: ©ARRIS Enterprises, LLC, 2016. All rights reserved. No part of this publication may be reproduced in any form or by any means or used to make any derivative work (such as translation, transformation, or adaptation) without written permission from ARRIS Enterprises, LLC ("ARRIS"). ARRIS reserves the right to revise this publication and to make changes in content from time to time without obligation on the part of ARRIS to provide notification of such revision or change. ARRIS and the ARRIS logo are registered trademarks of ARRIS Enterprises, LLC. Other trademarks and trade names may be used in this document to refer to either the entities claiming the marks or the names of their products. ARRIS disclaims proprietary interest in the marks and names of others. The capabilities, system requirements and/or compatibility with third-party products described herein are subject to change without notice.