


# NHHSS-65C-R2BT8-V2



10-port sector antenna, 2x 698–896, 4x 1695–2200 and 4x 3550–3700 MHz, 65° HPBW, 2x RETs and 2x SBTs

- Perfect antenna to add 3.5GHz CBRS to macro sites
- Low band and mid band performance mirrors the performance of existing NHH hex port antennas
- Interleaved dipole technology providing for attractive, low wind load mechanical package
- Internal SBT on low and mid band allow remote RET control from the radio over the RF jumper cable
- One LB RET and one MB RET, both Mid bands are controlled by one RET to ensure same tilt level for 4x MIMO

## General Specifications

<b>Antenna Type</b>	Sector
<b>Band</b>	Multiband
<b>Color</b>	Light Gray (RAL 7035)
<b>Grounding Type</b>	RF connector inner conductor and body grounded to reflector and mounting bracket
<b>Performance Note</b>	Outdoor usage
<b>Radome Material</b>	Fiberglass, UV resistant
<b>Radiator Material</b>	Low loss circuit board
<b>Reflector Material</b>	Aluminum
<b>RF Connector Interface</b>	4.3-10 Female
<b>RF Connector Location</b>	Bottom
<b>RF Connector Quantity, high band</b>	4
<b>RF Connector Quantity, mid band</b>	4
<b>RF Connector Quantity, low band</b>	2
<b>RF Connector Quantity, total</b>	10

## Remote Electrical Tilt (RET) Information

<b>RET Hardware</b>	CommRET v2
<b>RET Interface</b>	8-pin DIN Female   8-pin DIN Male
<b>RET Interface, quantity</b>	2 female   2 male
<b>Input Voltage</b>	10–30 Vdc
<b>Internal Bias Tee</b>	Port 1   Port 3

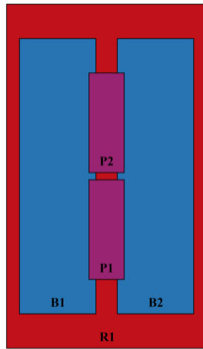
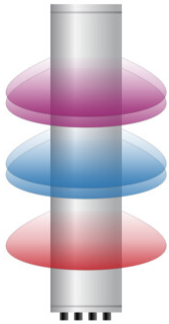
# NHHSS-65C-R2BT8-V2

<b>Internal RET</b>	Low band (1)   Mid band (1)
<b>Power Consumption, active state, maximum</b>	10 W
<b>Power Consumption, idle state, maximum</b>	2 W
<b>Protocol</b>	3GPP/AISG 2.0 (Single RET)

## Dimensions

<b>Width</b>	301 mm   11.85 in
<b>Depth</b>	181 mm   7.126 in
<b>Length</b>	2438 mm   95.984 in
<b>Net Weight, without mounting kit</b>	24.7 kg   54.454 lb

## Array Layout




Array ID	Frequency (MHz)	RF Connector	HPBW	RET (SRET)	AISG No.	AISG RET UID
R1	698-896	1 - 2	65°	1	AISG1	CPxxxxxxxxxxxxxxxxR1
B1	1695-2200	3 - 4	65°	2	AISG2	CPxxxxxxxxxxxxxxxxB1
B2	1695-2200	5 - 6	65°			
P1	3550-3700	7 - 8	65°	N/A	NA	N/A
P2	3550-3700	9 - 10	65°			

(Sizes of colored boxes are not true depictions of array sizes)

## Port Configuration

# NHHSS-65C-R2BT8-V2



## Electrical Specifications

<b>Impedance</b>	50 ohm
<b>Operating Frequency Band</b>	1695 – 2200 MHz   3550 – 3700 MHz   698 – 896 MHz
<b>Polarization</b>	±45°
<b>Total Input Power, maximum</b>	1,000 W @ 50 °C

## Electrical Specifications

Frequency Band, MHz	698–806	806–896	1695–1880	1850–1990	1920–2200	3550–3700
<b>Gain, dBi</b>	15.6	15.8	17.5	17.7	18.1	12.9
<b>Beamwidth, Horizontal, degrees</b>	69	67	65	62	63	62
<b>Beamwidth, Vertical, degrees</b>	8.9	8	5.6	5.3	5.1	17.3
<b>Beam Tilt, degrees</b>	0–11	0–11	0–7	0–7	0–7	8
<b>USLS (First Lobe), dB</b>	18	17	18	17	18	14
<b>Front-to-Back Ratio at 180°, dB</b>	34	35	31	34	31	34
<b>Isolation, Cross Polarization, dB</b>	25	25	25	25	25	25
<b>Isolation, Inter-band, dB</b>	25	25	25	25	25	25
<b>VSWR   Return loss, dB</b>	1.5   14.0	1.5   14.0	1.5   14.0	1.5   14.0	1.5   14.0	1.5   14.0

# NHHSS-65C-R2BT8-V2

<b>PIM, 3rd Order, 2 x 20 W, dBc</b>	-153	-153	-153	-153	-153	-145
<b>Input Power per Port at 50°C, maximum, watts</b>	300	300	250	250	250	100

## Electrical Specifications, BASTA

<b>Frequency Band, MHz</b>	<b>698–806</b>	<b>806–896</b>	<b>1695–1880</b>	<b>1850–1990</b>	<b>1920–2200</b>	<b>3550–3700</b>
<b>Gain by all Beam Tilts, average, dBi</b>	15.4	15.6	17.1	17.5	17.8	12.5
<b>Gain by all Beam Tilts Tolerance, dB</b>	±0.3	±0.3	±0.8	±0.2	±0.4	±0.6
<b>USLS, beampeak to 20° above beampeak, dB</b>	16	16	16	16	16	12
<b>Front-to-Back Total Power at 180° ± 30°, dB</b>	26	27	26	28	25	23
<b>CPR at Boresight, dB</b>	26	24	18	23	24	16
<b>CPR at Sector, dB</b>	14	11	9	13	12	2

## Mechanical Specifications

<b>Wind Loading @ Velocity, frontal</b>	393.0 N @ 150 km/h (88.3 lbf @ 150 km/h)
<b>Wind Loading @ Velocity, lateral</b>	330.0 N @ 150 km/h (74.2 lbf @ 150 km/h)
<b>Wind Loading @ Velocity, maximum</b>	757.0 N @ 150 km/h (170.2 lbf @ 150 km/h)
<b>Wind Loading @ Velocity, rear</b>	398.0 N @ 150 km/h (89.5 lbf @ 150 km/h)
<b>Wind Speed, maximum</b>	241 km/h (150 mph)

## Packaging and Weights

<b>Width, packed</b>	441 mm   17.362 in
<b>Depth, packed</b>	337 mm   13.268 in
<b>Length, packed</b>	2583 mm   101.693 in
<b>Weight, gross</b>	37.4 kg   82.453 lb

## Regulatory Compliance/Certifications

<b>Agency</b>	<b>Classification</b>
CHINA-ROHS	Above maximum concentration value
ISO 9001:2015	Designed, manufactured and/or distributed under this quality management system
ROHS	Compliant/Exempted
UK-ROHS	Compliant/Exempted

# NHHSS-65C-R2BT8-V2

---




## Included Products

- BSAMNT-3 – Wide Profile Antenna Downtilt Mounting Kit for 2.4 - 4.5 in (60 - 115 mm) OD round members. Kit contains one scissor top bracket set and one bottom bracket set.

## \* Footnotes

**Performance Note** Severe environmental conditions may degrade optimum performance

# BSAMNT-3



Wide Profile Antenna Downtilt Mounting Kit for 2.4 - 4.5 in (60 - 115 mm) OD round members. Kit contains one scissor top bracket set and one bottom bracket set.

## Product Classification

**Product Type** Downtilt mounting kit

## General Specifications

**Application** Outdoor

**Color** Silver

## Dimensions

**Compatible Diameter, maximum** 115 mm | 4.528 in

**Compatible Diameter, minimum** 60 mm | 2.362 in

**Weight, net** 6.2 kg | 13.669 lb

## Material Specifications

**Material Type** Galvanized steel

## Packaging and Weights

**Included** Brackets | Hardware

**Packaging quantity** 1

**Weight, gross** 6.4 kg | 14.11 lb

## Regulatory Compliance/Certifications

Agency	Classification
CE	Compliant with the relevant CE product directives
CHINA-ROHS	Below maximum concentration value
ISO 9001:2015	Designed, manufactured and/or distributed under this quality management system
REACH-SVHC	Compliant as per SVHC revision on <a href="http://www.commscope.com/ProductCompliance">www.commscope.com/ProductCompliance</a>
ROHS	Compliant
UK-ROHS	Compliant

# BSAMNT-3

---

