

SRC3-U4K2B1BC000



NOVUX™ Specialty Range Closure 100, splice/patch, 1x LC/APC duplex adapter, 2x LC/APC Grade B 900µm pigtail, no splitters, 12 splices, SMOUV® 45mm splice protectors, black, NO splitter, 2x NVX-CR-MC-RD-NN cable retention

- Modern drop solution offering providers the agility and flexibility to use it in last-mile fiber network applications, both above and below ground
- Protected from harsh conditions by CommScope's Octopus gel sealing technology
- Agnostic to connectivity technologies: splice, connector, field-installable connector for agility and flexibility
- Identification plate for either QR code or customer logo
- QR code and CommScope cTrak® app for one-click access to all product information

Product Classification

Regional Availability	Asia EMEA Latin America North America
Regional Availability Note	Contact your local CommScope representative for specific availability
Product Type	Single-ended, rectangular fiber closure
Product Brand	NOVUX™
Product Series	SRC100

General Specifications

Cable Capacity, Drop	4 Flat 8.0 x 4.5 mm (0.30 x 0.17 in) 4 Round 1.2–8.0 mm (0.05–0.31 in)
Cable Ports Quantity, total	4 multi-out ports (8 cables)
Cable Sealing Type	Compressed gel
Cable Termination Attachments, quantity	2
Closure Sealing Type	Hinged with latch
Closure Style	Single-ended
Color	Black
Mounting	Handhole Partially buried Pedestal Wall/Pole Mount, mounting kit included
Network Area Type	Drop
Port Type	LC/APC
Port, quantity	2
Splice Tray Included, quantity	1

SRC3-U4K2B1BC000

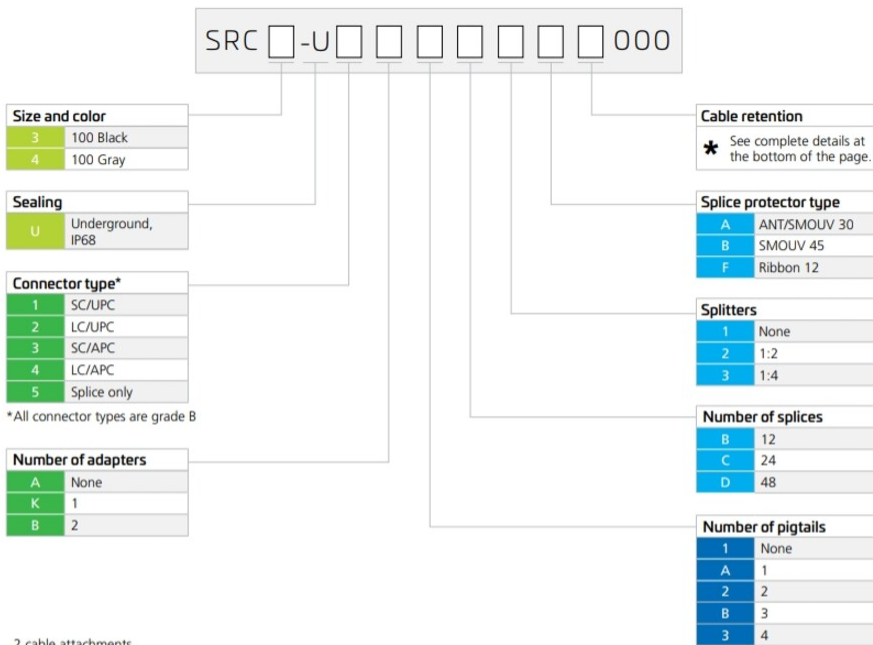
Splice Tray Type Included	12-way, heat shrink
Splicing Capacity, maximum	12
Splicing Capacity, Single Fusion, maximum	12
Splicing Type, Supported	Single fusion
Splitter Type	No splitter
Splitter, quantity	0

Dimensions






Height	267 mm 10.512 in
Width	117 mm 4.606 in
Depth	49 mm 1.929 in
Cable Entry Drop Port Diameter	8 mm (0.31 in) mm

Ordering Tree

SRC3-U4K2B1BC000



2 cable attachments are supplied.

Cable retention*	Cable Termination Unit (CTU) options					
A	None	B	C	D	E	F
B	NVX-CR-MC-FT-NN					
C	NVX-CR-MC-RD-NN	NVX-CR-MC-FT-NN	NVX-CR-MC-RD-NN	NVX-CR-SA-SM-NN	NVX-CR-TI-SM-NN	NVX-CR-DU-FL-NN
D	NVX-CR-SA-SM-NN	• Flat cable	• Round cable	• Round cable	• Round cable	• Round cable
E	NVX-CR-TI-SM-NN	• Metal clip	• Metal clip	• Dia up to 8 mm	• Dia up to 8 mm	• Dia up to 6.2 mm
F	NVX-CR-DU-FL-NN	• Range 3 x 5 to 4 x 8 mm	• Range 4 to 6.2 mm	• Strength member	• Aramide yarns	• Aramide yarns
G	4xNVX-CR-MC-FT-NN			• Aramide yarns	• Single layer	• Dual layer
H	4xNVX-CR-MC-RD-NN					• Compact length
I	4xNVX-CR-SA-SM-NN					
J	4xNVX-CR-TI-SM-NN					
K	4xNVX-CR-DU-FL-NN					
L	2xNVX-CR-MC-FT-NN and 2xNVX-CR-MC-RD-NN					

Material Specifications

Material Type Impact-resistant polymer

Optical Specifications

Fiber Type G.657.A1 | G.657.A2 | G.657.B3

Environmental Specifications

Operating Temperature -40 °C to +70 °C (-40 °F to +158 °F)

Environmental Space Above ground | Below ground | Direct burial

Qualification Standards IEC 60529, IP68 + 2 m waterhead | IEC 61753-1, category G

UV Resistance UV stabilized

SRC3-U4K2B1BC000

Water Resistance

Flash test valve at 2 psi (20 kPa)

Packaging and Weights

Packaging quantity

1

Packaging Type

Box | Carton

Regulatory Compliance/Certifications

Agency

ISO 9001:2015

Classification

Designed, manufactured and/or distributed under this quality management system



Included Products

NVX-CR-MC-RD-NN

- NOVUX™ Cable Termination Unit (CTU) for round cables with 4 to 6,2 mm diameter, metal clip

NVX-CR-MC-RD-NN



NOVUX™ Cable Termination Unit (CTU) for round cables with 4 to 6,2 mm diameter, metal clip

Product Classification

Regional Availability	Asia EMEA Latin America North America
Product Type	Cable termination kit
Product Brand	NOVUX™
Product Series	CSC

General Specifications

Application	For use with CSC Fiber closures
Color	Black

Packaging and Weights

Packaging quantity	20
Packaging Type	Bag Box

Regulatory Compliance/Certifications

Agency	Classification
REACH-SVHC	Compliant as per SVHC revision on www.commscope.com/ProductCompliance