


NHHSS-65B-R2BT4-V1



10-port sector antenna, 2x 698–896, 4x 1695–2200 and 4x 3100–4000 MHz, 65° HPBW, 2x RETs and 2x SBTs. Both high bands share the same electrical tilt.

General Specifications

Antenna Type	Sector
Band	Multiband
Color	Light Gray (RAL 7035)
Grounding Type	RF connector inner conductor and body grounded to reflector and mounting bracket
Performance Note	Outdoor usage
Radome Material	Fiberglass, UV resistant
Radiator Material	Aluminum Low loss circuit board
Reflector Material	Aluminum
RF Connector Interface	4.3-10 Female
RF Connector Location	Bottom
RF Connector Quantity, high band	4
RF Connector Quantity, mid band	4
RF Connector Quantity, low band	2
RF Connector Quantity, total	10

Remote Electrical Tilt (RET) Information

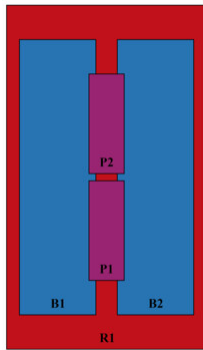
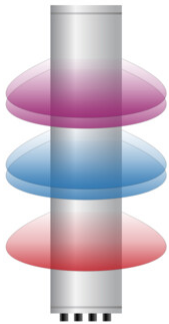
RET Hardware	CommRET v2
RET Interface	4x 8 pin connector as per IEC 60130-9 Daisy chain in: Male / Daisy chain out: Female Pin3: RS485A(AISG_B), Pin5: RS485B(AISG_A), Pin6: DC 10~30V, Pin7: DC_ Return
RET Interface, quantity	2 female 2 male
Input Voltage	10–30 Vdc
Internal RET	Low band (1) Mid band (1)
Power Consumption, active state, maximum	10 W
Power Consumption, idle state, maximum	2 W
Protocol	3GPP/AISG 2.0

NHHSS-65B-R2BT4-V1

Dimensions

Width	301 mm 11.85 in
Depth	181 mm 7.126 in
Length	1828 mm 71.969 in
Net Weight, antenna only	25.5 kg 56.218 lb

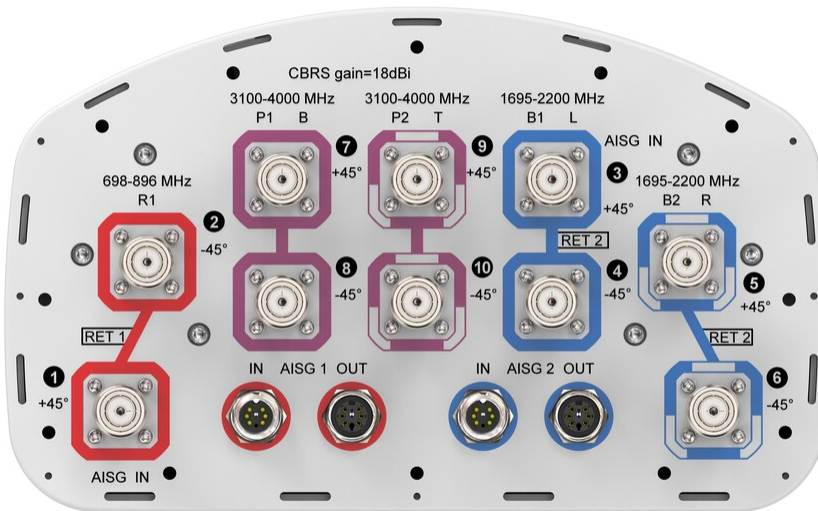
Array Layout



Array ID	Frequency (MHz)	RF Connector	RET (SRET)	AISG No.	AISG RET UID
R1	698-896	1 - 2	1	AISG1	CPxxxxxxxxxxxxxxxxR1
B1	1695-2200	3 - 4	2	AISG2	CPxxxxxxxxxxxxxxxxB1
B2	1695-2200	5 - 6			
P1	3100-4000	7 - 8	N/A	NA	N/A
P2	3100-4000	9 - 10			

(Sizes of colored boxes are not true depictions of array sizes)

Port Configuration



Electrical Specifications

NHHSS-65B-R2BT4-V1

Impedance	50 ohm
Operating Frequency Band	1695 – 2200 MHz 3100 – 4000 MHz 698 – 896 MHz
Polarization	±45°
Total Input Power, maximum	1,000 W @ 50 °C

Electrical Specifications

Frequency Band, MHz	698–806	806–896	1695–1880	1850–1990	1920–2200	3100–3550	3550–3700	3700–4000
Beamwidth, Horizontal, degrees	66	63	67	62	65	55	61	56
Beamwidth, Vertical, degrees	13.1	11.5	5.5	5.1	4.8	5.7	5.4	5
Beam Tilt, degrees	0–14	0–14	0–7	0–7	0–7	4	4	4
USLS (First Lobe), dB	18	19	17	18	18	18	19	19
Front-to-Back Ratio at 180°, dB	30	35	35	34	29	34	37	34
Isolation, Cross Polarization, dB	25	25	25	25	25	25	25	25
Isolation, Inter-band, dB	25	25	25	25	25	25	25	25
VSWR Return loss, dB	1.5 14.0	1.5 14.0	1.5 14.0	1.5 14.0	1.5 14.0	1.5 14.0	1.5 14.0	1.5 14.0
PIM, 3rd Order, 2 x 20 W, dBc	-153	-153	-153	-153	-153	-145	-145	-145
Input Power per Port at 50°C, maximum, watts	300	300	300	300	300	100	100	100

Electrical Specifications, BASTA

Frequency Band, MHz	698–806	806–896	1695–1880	1850–1990	1920–2200	3100–3550	3550–3700	3700–4000
Gain by all Beam Tilts, average, dBi	14.6	14.7	17	17.5	17.7	17.1	17.1	17.5
Gain by all Beam Tilts Tolerance, dB	±0.4	±0.3	±0.5	±0.3	±0.4	±0.4	±0.7	±0.7
Beamwidth, Horizontal Tolerance, degrees	±2.7	±2	±6.5	±4	±6	±13	±8.5	±9
Beamwidth, Vertical Tolerance, degrees	±0.7	±0.7	±0.3	±0.2	±0.3	±0.5	±0.4	±0.4
USLS, beampeak to 20° above beampeak, dB	18	17	15	16	17	15	16	15
Front-to-Back Total Power at 180° ± 30°, dB	25	26	26	26	25	27	29	27
CPR at Boresight, dB	26	17	20	25	24	18	20	16
CPR at Sector, dB	13	8	15	12	11	10	8	7

NHHSS-65B-R2BT4-V1

Mechanical Specifications

Wind Loading @ Velocity, frontal	278.0 N @ 150 km/h (62.5 lbf @ 150 km/h)
Wind Loading @ Velocity, lateral	230.0 N @ 150 km/h (51.7 lbf @ 150 km/h)
Wind Loading @ Velocity, maximum	537.0 N @ 150 km/h (120.7 lbf @ 150 km/h)
Wind Loading @ Velocity, rear	282.0 N @ 150 km/h (63.4 lbf @ 150 km/h)
Wind Speed, maximum	241 km/h (150 mph)

Packaging and Weights

Width, packed	560 mm 22.047 in
Depth, packed	337 mm 13.268 in
Length, packed	1973 mm 77.677 in
Weight, gross	31.8 kg 70.107 lb

Regulatory Compliance/Certifications

Agency	Classification
ISO 9001:2015	Designed, manufactured and/or distributed under this quality management system



* Footnotes

Performance Note	Severe environmental conditions may degrade optimum performance
-------------------------	---