

2RR2VV-33C-R4



16-port multibeam antenna, 8x 694–960 MHz, 2x 2-beam 33° HPBW and 8x 1695–2690 MHz, 2x 2-beam 33° HPBW, 4x RET

- Provides 4T4R capability in low and mid bands
- Twin beam patterns are optimized for minimum beam crossover providing for improved LTE data throughput
- GREEN and High Capacity Antenna Solution
- Innovative aerodynamic shape optimized for reduced wind loading in every direction
- Enhances network capacity through six sectors on high band while maintaining low band coverage layer through three sectors with only three antenna faces
- "Green" packaging of reduced size and gross weight that uses less material and reduces shipping pollution

General Specifications

Antenna Type	Multibeam
Band	Multiband
Color	Light Gray (RAL 7035)
Grounding Type	RF connector inner conductor and body grounded to reflector and mounting bracket
Performance Note	Outdoor usage
Radome Material	Fiberglass, UV resistant
Radiator Material	Low loss circuit board
Reflector Material	Aluminum
RF Connector Interface	4.3-10 Female
RF Connector Location	Bottom
RF Connector Quantity, high band	0
RF Connector Quantity, mid band	8
RF Connector Quantity, low band	8
RF Connector Quantity, total	16

Remote Electrical Tilt (RET) Information

RET Hardware	CommRET v2
RET Interface	8-pin DIN Female 8-pin DIN Male
Input Voltage	10–30 Vdc
Internal RET	Low band (2) Mid band (2)


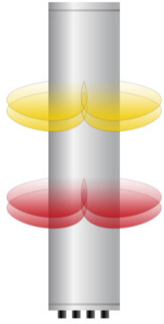
2RR2VV-33C-R4

Power Consumption, active state, maximum	10 W
Power Consumption, idle state, maximum	2 W
Protocol	3GPP/AISG 2.0 (Multi-RET)

Dimensions

Width	640 mm 25.197 in
Depth	235 mm 9.252 in
Length	2235 mm 87.992 in
Net Weight, antenna only	63.5 kg 139.993 lb

Array Layout




Array ID	Frequency (MHz)	RF Connector	RET (SRET)	AISG No.	AISG RET UID
R1	694-960	1 - 2	1	AISG1	CPxxxxxxxxxxxxR1
R3	694-960	5 - 6			
R2	694-960	3 - 4	2	AISG1	CPxxxxxxxxxxxxR2
R4	694-960	7 - 8			
Y1	1695-2690	9 - 10	3	AISG1	CPxxxxxxxxxxxxY1
Y3	1695-2690	13 - 14			
Y2	1695-2690	11 - 12	4	AISG1	CPxxxxxxxxxxxxY2
Y4	1695-2690	15 - 16			

(Sizes of colored boxes are not true depictions of array sizes)

Port Configuration

2RR2VV-33C-R4



Electrical Specifications

Impedance	50 ohm
Operating Frequency Band	1695 – 2690 MHz 694 – 960 MHz
Polarization	±45°
Total Input Power, maximum	1,500 W @ 50 °C

Electrical Specifications

	R1-R4	R1-R4	R1-R4	Y1-Y4	Y1-Y4	Y1-Y4	Y1-Y4
Frequency Band, MHz	698–806	790–896	890–960	1710–1990	1920–2300	2300–2500	2490–2690
RF Port	1-8	1-8	1-8	9-16	9-16	9-16	9-16
Gain at Mid Tilt, dBi	14.1	15.2	15.7	17.4	18.4	18.7	18.4
Beamwidth, Horizontal, degrees	40	37	34	34	31	28	25
Beamwidth, Vertical, degrees	19.4	17.6	16.2	7.8	7.2	6.3	5.9
Beam Tilt, degrees	2–16	2–16	2–16	2–12	2–12	2–12	2–12
USLS (First Lobe), dB	16	17	16	15	16	17	14
Front-to-Back Ratio at 180°, dB	28	33	32	33	34	32	30
Isolation, Cross Polarization,	25	25	25	25	25	25	25

2RR2VV-33C-R4

dB

Isolation, Inter-band, dB	25	25	25	25	25	25	25
Isolation, Beam to Beam, dB	17	17	17	17	17	17	17
VSWR Return loss, dB	1.5 14.0	1.5 14.0	1.5 14.0	1.5 14.0	1.5 14.0	1.5 14.0	1.5 14.0
PIM, 3rd Order, 2 x 20 W, dBc	-150	-150	-150	-150	-150	-150	-150
Input Power per Port at 50°C, maximum, watts	200	200	200	200	200	150	150

Mechanical Specifications

Wind Loading @ Velocity, frontal	895.0 N @ 150 km/h (201.2 lbf @ 150 km/h)
Wind Loading @ Velocity, lateral	262.0 N @ 150 km/h (58.9 lbf @ 150 km/h)
Wind Loading @ Velocity, maximum	1,140.0 N @ 150 km/h (256.3 lbf @ 150 km/h)
Wind Loading @ Velocity, rear	558.0 N @ 150 km/h (125.4 lbf @ 150 km/h)
Wind Speed, maximum	241 km/h (150 mph)

Packaging and Weights

Width, packed	744 mm 29.291 in
Depth, packed	346 mm 13.622 in
Length, packed	2364 mm 93.071 in
Weight, gross	84.5 kg 186.29 lb

Regulatory Compliance/Certifications

Agency	Classification
CHINA-ROHS	Below maximum concentration value
ISO 9001:2015	Designed, manufactured and/or distributed under this quality management system
ROHS	Compliant
UK-ROHS	Compliant



Included Products

BSAMNT-4	-	Wide Profile Antenna Downtilt Mounting Kit for 2.4 - 4.5 in (60 - 115 mm) OD round members. Kit contains one scissor top bracket set and one bottom bracket set.
BSAMNT-M4	-	Middle Downtilt Mounting Kit for Long Antennas for 2.4 - 4.5 in (60 - 115 mm) OD round members. Kit contains one scissor bracket set.

2RR2VV-33C-R4

* Footnotes

Performance Note

Severe environmental conditions may degrade optimum performance

